



RUSSIAN FEDERATION OF GYMNASTICS RHYTHMIC
FEDERATION DE GYMNASTIQUE RYTHMIQUE SPORTIVE DE RUSSIE

28.02.2014

Qualification Youth Olympic Games. Individual





Place	No.	Name	Team					Sum
1	41	Bravikova Yulia	Russia	16,600	16,533	16,700	16,833	66,666
2	42	Polyakova Veronika	Russia	16,600	13,850	16,133	16,266	62,849
3	4	Trubach Maryia	Belarus	15,600	15,216	15,616	15,833	62,265
4	5	Manakhava Stefaniya-Sof	Belarus	15,933	15,600	15,183	15,150	61,866
5	8	Zafirova Erika	Bulgaria	14,450	15,250	15,366	14,933	59,999
6	9	Marinova Katerina	Bulgaria	16,183	15,033	15,200	13,316	59,732
7	50	Hanina Valeria	Ukraine	14,233	15,066	14,983	15,400	59,682
8	40	Filiorianu Anna Luiza	Romania	14,816	14,266	14,166	15,350	58,598
9	24	Ashram Linoy	Israel	14,400	14,266	15,250	14,200	58,116
10	34	Dulgeru Nikoleta	Moldova	14,333	14,133	14,983	13,916	57,365
11	3	Beysa Demir	Azerbaijan	13,350	14,200	14,666	14,600	56,816
12	28	Lipkina Layma	Latvia	14,083	14,333	14,516	13,250	56,182
13	51	Vasylyeva Margaryta	Ukraine	13,683	12,816	14,366	14,133	54,998
14	16	Vartlaan Janika	Estonia	12,333	13,800	14,750	14,016	54,899
15	23	Malamud Naomi	Israel	12,866	14,066	14,200	13,083	54,215
16	38	Kosoulieva Angela	Poland	13,900	13,333	13,350	13,166	53,749
17	35	Dogotari Aleksandra	Moldova	13,100	13,900	13,950	12,733	53,683
18	1	Petrosyan Elizabeth Mari	Armenia	13,816	14,000	13,333	12,450	53,599
19	10	Shiamptani Myrofora	Cyprus	14,166	13,083	12,233	13,750	53,232
20	19	AY Camille	France	12,866	13,700	13,433	13,200	53,199
21	25	Malavasi Arianna	Italy	13,600	12,250	13,766	13,550	53,166
22	29	Leyna Arina	Latvia	13,766	12,550	13,800	12,833	52,949
23	21	Szakaly Borbala	Hungary	13,383	13,400	13,433	12,616	52,832
24	26	Parrini Ginevra Fiore	Italy	13,383	13,933	12,166	13,166	52,648
25	15	Kovalenko Anna	Estonia	13,300	11,850	13,966	12,150	51,266
26	2	Breuss Noelle	Austria	13,550	13,066	13,300	11,333	51,249
27	45	Jerman Aja	Slovenia	11,800	13,150	13,166	13,016	51,132
28	17	Hirvonen Helena	Finland	10,566	13,366	14,000	12,933	50,865
29	18	Joronen Siiri	Finland	12,066	12,683	13,800	12,083	50,632
29	11	Kelis Anna Valentina	Cyprus	11,733	12,683	12,616	13,600	50,632
31	14	Martinez Alonso Carmen	Spain	12,233	11,566	13,150	13,500	50,449
32	22	Kiss Boglarka	Hungary	12,566	12,966	13,233	11,533	50,298
33	12	Borovcova Suzanne	Czech Republic	11,200	12,666	13,950	12,283	50,099
34	20	Rabette Astrid	France	12,500	12,033	13,533	11,533	49,599
35	37	Wennberg Karoline	Norway	11,816	11,750	13,366	12,433	49,365
36	13	Kobylkova Denisa	Czech Republic	12,350	10,933	13,350	12,283	48,916
37	39	Pijanowska Sonia	Poland	11,950	12,350	12,050	12,466	48,816
38	48	Kir Guler	Turkey	12,150	11,983	12,200	12,350	48,683
39	43	Turciakova Karolina	Slovaque	12,116	11,833	11,850	12,216	48,015
40	31	Shpucyte Deimena	Lithuania	11,983	12,583	11,833	11,433	47,832
41	36	Swensen Emilie Avidsten	Norway	11,700	11,216	13,200	11,683	47,799
42	30	Proncenko Veronika	Lithuania	10,733	11,883	12,683	11,866	47,165
43	7	Ruts Jasmijn	Belgia	11,366	11,750	12,350	11,483	46,949
44	49	Vardar Ipek	Turkey	10,916	12,333	11,800	11,516	46,565
45	44	Cechova Alexandara	Slovaque	9,850	11,983	11,233	11,833	44,899



RUSSIAN FEDERATION OF GYMNASTICS RHYTHMIC
FEDERATION DE GYMNASTIQUE RYTHMIQUE SPORTIVE DE RUSSIE

28.02.2014

Qualification Youth Olympic Games. Individual

Place	No.	Name	Team					Sum
	33	Garcia Edna	Mexico	12,916	13,050	13,400	12,550	51,916
	32	Malpitsa Marina	Mexico	13,066	13,200	12,250	12,166	50,682
	46	Gardiner SHannon	RSA	11,783	12,300	13,383	11,616	49,082
	27	Zvonaryova Diana	Kazakhstan	11,633	11,333	13,283	12,650	48,899
	47	Bazzo Alexia	RSA	10,333	11,100	10,433	10,766	42,632