













Wettkampf : 1 Kür						Summe
		D // E / Abzug	D // E / Abzug	D // E / Abzug	D // E / Abzug	
1	Stüwe Teja ATG	10.800 3.0 // 7.80 / - // / -	8.300 1.2 // 7.10 / -	9.700 2.8 // 6.90 / -	10.670 2.6 // 8.07 / -	<b>39.470</b>
2	Reithofer Clara VGT	11.650 4.2 // 7.45 / - // / -	5.600 1.1 // 4.50 / -	8.600 2.9 // 5.70 / -	10.370 2.8 // 7.57 / -	<b>36.220</b>





1.05.2010 hayn

Wettkampf : 2 Oberstufe						Summe
		D // E / Abzug	D // E / Abzug	D // E / Abzug	D // E / Abzug	
1	Gaugl Johanna ATG	10.350 2.4 // 7.95 / - // / -	8.500 1.7 // 6.80 / -	10.100 3.0 // 7.10 / -	9.800 2.5 // 7.30 / -	<b>38.750</b>
2	Miklauc Raphaela ATUS Köflach	10.250 2.4 // 7.85 / - // / -	3.500 1.6 // 1.90 / -	6.500 2.6 // 3.90 / -	8.000 1.8 // 6.20 / -	<b>28.250</b>
3	Sommer Christina ATUS Köflach	10.300 2.4 // 7.90 / - // / -	1.300 1.0 // 0.30 / -	6.100 2.3 // 3.80 / -	7.230 2.0 // 5.23 / -	<b>24.930</b>








1.05.2010 hayn

Wettkampf : 3 Schülerstufe						Summe
		D // E / Abzug	D // E / Abzug	D // E / Abzug	D // E / Abzug	
1	Flicker Sandrine ATG	11.300 3.4 // 7.60 / - 3.4 // 8.20 / -	8.400 1.9 // 6.50 / -	9.800 2.5 // 7.30 / -	10.370 2.6 // 7.77 / -	<b>39.870</b>
2	Proske Laura ATG	9.550 2.4 // 7.40 / - 2.4 // 6.90 / -	6.200 0.7 // 5.50 / -	9.000 2.5 // 6.50 / -	9.770 2.5 // 7.27 / -	<b>34.520</b>
3	Ruprechter Tanja ATUS Köflach	10.775 2.4 // 8.25 / - 2.4 // 8.50 / -	3.000 0.5 // 2.50 / -	9.400 2.4 // 7.00 / -	9.730 2.4 // 7.33 / -	<b>32.905</b>
4	Mayer Selina VGT	10.425 2.4 // 8.00 / - 2.4 // 8.05 / -	4.500 1.2 // 3.30 / -	8.200 2.5 // 5.70 / -	8.830 2.5 // 6.33 / -	<b>31.955</b>








1.05.2010 hayn

Wettkampf : 4 Nachwuchsstufe						Summe
		D // E / Abzug	D // E / Abzug	D // E / Abzug	D // E / Abzug	
1	Trummer Marlene VGT	12.100 4.1 // 8.10 / - 3.8 // 8.20 / -	11.800 4.0 // 7.80 / -	12.000 4.7 // 7.30 / -	11.670 4.6 // 7.07 / -	<b>47.570</b>
2	Miklauc Alysha ATUS Köflach	11.225 3.8 // 7.25 / - 3.8 // 7.60 / -	9.800 3.0 // 6.80 / -	9.200 3.6 // 5.60 / -	9.200 3.6 // 5.70 / 0.1	<b>39.425</b>
3	Haidvogel Elsa VGT	9.700 2.4 // 7.20 / - 2.4 // 7.40 / -	9.400 3.0 // 6.40 / -	10.200 3.6 // 6.60 / -	8.800 2.9 // 5.90 / -	<b>38.100</b>
4	Buchhaus Nadine ATUS Köflach	10.850 3.8 // 7.30 / - 3.8 // 6.80 / -	4.500 3.0 // 4.50 / 3.0	10.000 3.7 // 6.30 / -	10.170 3.3 // 6.87 / -	<b>35.520</b>

1.05.2010 hayn

Wettkampf : 3 Jugendstufe / LK 3									Summe	
1	Stüwe Tarim ATG	1995	12.400 5.0 / 7.40	9.800 4.5 / 5.30	14.100 5.5 / 8.60	14.175 5.0 / 9.25 / 5.0 / 9.10 /	12.000 5.0 / 7.00	14.000 6.0 / 8.00	/ / / /	<b>76.475</b>

1.05.2010 hayn

Wettkampf : 4 Schülerstufe / LK 2									Summe	
1	Höck Vinzenz ATG	1996	15.100 6.0 / 9.10	15.100 6.0 / 9.10	15.650 6.0 / 9.65	14.475 5.0 / 9.60 / 5.0 / 9.35 /	15.600 6.0 / 9.60	15.300 6.0 / 9.30	/ / / /	<b>91.225</b>
2	Trattnig Christian VTV	1996	14.800 5.5 / 9.30	14.000 6.0 / 8.00	15.300 6.0 / 9.30	14.075 5.0 / 9.15 / 5.0 / 9.00 /	15.100 6.0 / 9.10	14.000 5.5 / 8.50	/ / / /	<b>87.275</b>
3	Benda Alexander ATG	1997	14.400 6.0 / 8.40	13.200 6.0 / 7.20	15.050 6.0 / 9.05	14.275 5.0 / 9.40 / 5.0 / 9.15 /	14.600 5.5 / 9.10	15.100 6.0 / 9.10	/ / / /	<b>86.625</b>
4	Weger Thomas VTV	1997	13.700 5.0 / 8.70	10.600 5.0 / 5.60	13.450 5.0 / 8.45	13.450 5.0 / 8.30 / 5.0 / 8.60 /	12.400 4.5 / 7.90	12.000 5.0 / 7.00	/ / / /	<b>75.600</b>
5	Tschuden Florian KTV	1996	14.200 5.0 / 9.20	10.200 5.0 / 5.20	13.300 5.0 / 8.30	13.000 5.0 / 7.90 / 5.0 / 8.10 /	12.300 3.5 / 8.80	12.200 5.0 / 7.20	/ / / /	<b>75.200</b>
6	Knabl Felix VTV	1997	12.400 5.0 / 7.40	10.950 5.0 / 5.95	13.550 5.0 / 8.55	13.175 5.0 / 8.15 / 5.0 / 8.20 /	11.600 4.0 / 7.60	12.400 5.0 / 7.40	/ / / /	<b>74.075</b>
7	Steinwender Max KTV	1997	13.000 4.2 / 8.80	10.300 5.0 / 5.30	12.000 5.0 / 7.00	13.400 5.0 / 8.40 / 5.0 / 8.40 /	10.300 4.0 / 6.30	11.800 5.0 / 6.80	/ / / /	<b>70.800</b>
8	Ramp Paul ATG	1997	11.200 3.7 / 7.50	10.300 5.0 / 5.30	13.200 5.0 / 8.20	13.100 5.0 / 8.50 / 5.0 / 7.70 /	9.000 4.0 / 5.00	10.700 5.0 / 5.70	/ / / /	<b>67.500</b>
9	Himler Andreas VTV	1997	13.100 5.0 / 8.10	11.550 5.0 / 6.55	14.300 5.5 / 8.80	/ / / /	13.000 4.5 / 8.50	13.200 5.0 / 8.20	/ / / /	<b>65.150</b>

1.05.2010 hayn

Wettkampf : 5 Nachwuchsstufe / LK 1										Summe
1	Schreiber Markus ATG	1998	15.600 6.0 / 9.60	14.600 6.0 / 8.60	14.250 5.5 / 8.75	15.100 5.5 / 9.25 / 6.0 / 9.10 /	14.800 6.0 / 8.80	14.700 6.0 / 8.70	/ / / /	<b>89.050</b>
2	Brunner Max KTV	1998	15.500 6.0 / 9.50	13.050 6.0 / 7.05	15.000 6.0 / 9.00	15.250 5.5 / 9.50 / 6.0 / 9.25 /	14.700 6.0 / 8.70	14.900 6.0 / 8.90	/ / / /	<b>88.400</b>
3	Vertacnik Nikolaus ATG	1999	15.400 6.0 / 9.40	14.500 6.0 / 8.50	14.050 6.0 / 8.05	14.500 5.5 / 8.85 / 6.0 / 8.50 /	14.700 6.0 / 8.70	14.300 5.5 / 8.80	/ / / /	<b>87.450</b>
4	Ceroni Luca ATG	1998	14.200 5.5 / 8.70	13.450 6.0 / 7.45	14.250 5.5 / 8.75	14.500 5.5 / 8.40 / 6.0 / 8.50 /	14.600 5.5 / 9.10	14.400 6.0 / 8.40	/ / / /	<b>85.400</b>
5	Chanterie Maximilian ATG	1999	14.400 5.0 / 9.40	14.150 6.0 / 8.15	15.000 5.5 / 9.50	14.650 5.5 / 9.15 / 6.0 / 8.00 /	12.000 5.0 / 7.00	15.100 6.0 / 9.10	/ / / /	<b>85.300</b>
6	Brunner Paul ATG	1999	14.200 5.0 / 9.20	12.350 5.5 / 6.85	14.300 5.5 / 8.80	14.700 5.5 / 9.10 / 6.0 / 8.70 /	13.600 5.0 / 8.60	13.900 5.5 / 8.40	/ / / /	<b>83.050</b>
7	Reithofer Claus ATG	1998	15.400 6.0 / 9.40	12.850 6.0 / 6.85	14.350 5.5 / 8.85	14.350 5.5 / 8.70 / 6.0 / 8.35 /	13.000 5.0 / 8.00	12.700 5.0 / 7.70	/ / / /	<b>82.650</b>
8	Steinwender Andreas KTV	2001	15.300 6.0 / 9.30	12.600 6.0 / 6.60	13.100 5.0 / 8.10	14.050 5.5 / 8.55 / 6.0 / 7.95 /	13.600 5.5 / 8.10	12.200 5.0 / 7.20	/ / / /	<b>80.850</b>
9	Döhrn Kiran ATG	1999	13.000 5.0 / 8.00	12.150 5.5 / 6.65	13.150 5.0 / 8.15	14.050 5.0 / 8.70 / 5.5 / 8.55 /	14.200 5.5 / 8.70	13.000 5.0 / 8.00	/ / / /	<b>79.550</b>
10	Kovac Peter ATG	1999	13.900 5.5 / 8.40	11.850 5.5 / 6.35	12.800 5.5 / 7.30	14.350 5.0 / 9.20 / 5.0 / 9.35 /	12.900 5.0 / 7.90	12.000 5.0 / 7.00	/ / / /	<b>77.800</b>
11	Friedrich Max ATG	1999	12.300 4.2 / 8.10	12.700 5.5 / 7.20	13.000 5.5 / 7.50	13.650 5.0 / 8.65 / 5.5 / 7.95 /	12.600 5.0 / 7.60	13.200 5.0 / 8.20	/ / / /	<b>77.450</b>
12	Kohlmayr Paul ATG	2001	13.300 4.5 / 8.80	12.250 5.0 / 7.25	12.850 5.5 / 7.35	13.850 5.0 / 8.80 / 5.5 / 8.35 /	11.800 5.0 / 6.80	12.100 5.0 / 7.10	/ / / /	<b>76.150</b>
13	Pfleger Maximilian ATG	1999	13.800 5.0 / 8.80	11.000 5.0 / 6.00	12.200 5.0 / 7.20	14.100 5.0 / 8.65 / 5.5 / 8.60 /	12.200 4.5 / 7.70	12.800 5.0 / 7.80	/ / / /	<b>76.100</b>
14	Wedenik Tobias VTV	1998	14.600 5.5 / 9.10	11.200 6.0 / 5.20	13.000 5.0 / 8.00	12.700 5.0 / 7.50 / 5.0 / 7.70 /	12.100 5.0 / 7.10	12.500 5.5 / 7.00	/ / / /	<b>76.100</b>
15	Huberts Tobias ATUS Köflach	2000	13.500 5.5 / 8.00	10.600 5.0 / 5.60	12.500 5.0 / 7.50	13.800 5.0 / 8.80 / 5.0 / 8.40 /	12.100 5.0 / 7.10	13.600 5.5 / 8.10	/ / / /	<b>76.100</b>
16	Thoman Michael VTV	1998	14.400 5.5 / 8.90	11.300 5.5 / 5.80	12.700 5.0 / 7.70	13.650 5.0 / 8.05 / 5.5 / 8.15 /	12.700 5.0 / 7.70	10.500 5.0 / 5.50	/ / / /	<b>75.250</b>
17	Schänzer Yannik ATG	2000	13.800 5.0 / 8.80	11.100 5.0 / 6.10	12.000 5.0 / 7.00	13.750 5.0 / 8.75 / 5.0 / 8.70 /	12.400 5.0 / 7.40	12.200 5.0 / 7.20	/ / / /	<b>75.250</b>
18	Pfleger Luca ATG	2001	13.400 5.0 / 8.40	11.400 5.0 / 6.40	11.900 5.0 / 6.90	13.850 5.0 / 8.85 / 5.0 / 8.65 /	12.900 5.0 / 7.90	11.700 5.0 / 6.70	/ / / /	<b>75.150</b>








1.Mai 2010





Graz / ATG-Halle

Turner / Gesamt





19	Mayer Niklas ATG	2001	14.000 5.0 / 9.00	10.750 5.0 / 5.75	12.200 5.0 / 7.20	13.150 5.0 / 8.15 / 5.0 / 8.05 /	12.800 5.0 / 7.80	12.000 5.0 / 7.00	/ / / /	<b>74.900</b>
20	Salvenmoser Valentin KTV	1999	14.700 5.5 / 9.20	10.900 5.0 / 5.90	11.350 5.0 / 6.35	14.400 5.5 / 8.90 / 6.0 / 8.20 /	12.200 5.0 / 7.20	11.300 5.0 / 6.30	/ / / /	<b>74.850</b>
21	Ess Nico KTC	1999	14.400 5.5 / 8.90	10.600 5.0 / 5.60	11.900 5.0 / 6.90	13.900 5.0 / 8.80 / 5.5 / 8.40 /	12.000 5.0 / 7.00	12.000 5.0 / 7.00	/ / / /	<b>74.800</b>
22	Langner Kilian ATG	2000	12.800 5.0 / 7.80	11.150 5.0 / 6.15	11.900 5.0 / 6.90	13.850 5.0 / 8.40 / 5.5 / 8.35 /	11.900 5.5 / 6.40	11.700 5.0 / 6.70	/ / / /	<b>73.300</b>
23	Perschler Gregor ATG	2002	12.800 4.5 / 8.30	9.500 5.0 / 4.50	11.400 5.0 / 6.40	13.750 5.0 / 8.75 / 5.0 / 8.55 /	12.000 5.0 / 7.00	12.000 5.0 / 7.00	/ / / /	<b>71.450</b>
24	Wäg Richard ATG	1999	11.500 5.0 / 6.50	10.200 5.0 / 5.20	12.250 5.0 / 7.25	13.250 5.0 / 8.15 / 5.0 / 8.25 /	11.500 5.0 / 6.50	11.500 5.0 / 6.50	/ / / /	<b>70.200</b>
25	Stadlober Paul ATG	2000	12.100 5.0 / 7.10	10.700 5.0 / 5.70	11.500 5.0 / 6.50	13.100 5.0 / 8.10 / 5.0 / 8.05 /	12.000 5.0 / 7.00	10.700 5.0 / 5.70	/ / / /	<b>70.100</b>
26	Höck Jakob ATG	2000	12.800 5.0 / 7.80	10.500 5.0 / 5.50	10.800 5.0 / 5.80	12.900 5.0 / 6.80 / 5.0 / 7.90 /	9.500 3.5 / 6.00	10.100 5.0 / 5.10	/ / / /	<b>66.600</b>
27	Fortmüller Fabian ATG	2002	10.500 3.5 / 7.00	9.500 5.0 / 4.50	10.550 5.0 / 5.55	12.750 / / 5.0 / 7.75 /	11.200 5.0 / 6.20	10.300 5.0 / 5.30	/ / / /	<b>64.800</b>
28	Peyer Alexander ATG	2001	13.400 4.9 / 8.50	9.500 5.0 / 4.50	11.000 5.0 / 6.00	11.800 / / 5.0 / 6.80 /	9.000 4.5 / 4.50	9.000 5.0 / 4.00	/ / / /	<b>63.700</b>
29	Baumkirchner Justin ATG	2002	12.600 5.0 / 7.60	10.150 5.0 / 5.15	12.000 5.0 / 7.00	5.0 / 8.15 / / /	13.200 5.0 / 8.20	10.700 5.0 / 5.70	/ / / /	<b>58.650</b>
30	Perschler Lorenz ATG	2001	11.700 4.7 / 7.00	10.200 5.0 / 5.20	11.700 5.0 / 6.70	5.0 / 8.70 / / /	11.500 5.0 / 6.50	10.800 5.0 / 5.80	/ / / /	<b>55.900</b>
31	Lesnik Tobias ATG	2002	12.800 5.0 / 7.80	9.200 5.0 / 4.20	11.300 4.5 / 6.80	5.0 / 6.50 / / /	10.200 5.0 / 5.20	10.700 5.0 / 5.70	/ / / /	<b>54.200</b>

1.05.2010 hayn

Wettkampf : 6 Vorstufe										Summe
1	Frytag Günther ATG	2002	14.500 8.0 / 6.50	13.500 6.0 / 7.50	/	11.500 5.0 / 6.50 / 5.0 / 6.50 /	12.000 6.0 / 6.00	13.000 4.0 / 9.00	13.200 4.0 / 9.20 / 4.0 / 9.10 /	<b>77.700</b>
2	Wolfmajer Max ATG	2002	16.000 8.0 / 8.00	12.300 6.0 / 6.30	/	12.500 / / / 5.0 / 7.50 /	10.000 5.0 / 5.00	10.000 3.0 / 7.00	12.800 4.0 / 8.80 / 4.0 / 8.60 /	<b>73.600</b>
3	Baumkirchner Laurin ATG	2002	16.000 8.0 / 8.00	11.500 6.0 / 5.50	/	12.250 5.0 / 7.25 / 5.0 / 7.00 /	10.500 6.0 / 4.50	8.500 3.0 / 5.50	13.000 4.0 / 8.80 / 4.0 / 9.00 /	<b>71.750</b>
4	Demus Botont ATG	2004	15.000 8.0 / 7.00	12.000 6.0 / 6.00	/	12.000 5.0 / 7.00 / 5.0 / 7.00 /	8.000 5.0 / 3.00	12.000 3.0 / 9.00	12.200 4.0 / 8.20 / 4.0 / 8.10 /	<b>71.200</b>
5	Tripčović Luca ATG	2000	15.500 8.0 / 7.50	11.000 5.0 / 6.00	/	11.500 5.0 / 6.50 / 5.0 / 6.50 /	9.000 5.0 / 4.00	9.000 3.0 / 6.00	13.500 6.0 / 7.50 / 6.0 / 7.50 /	<b>69.500</b>
6	Schänzer Luca ATG	2002	15.000 8.0 / 7.00	11.500 5.0 / 6.50	/	11.000 5.0 / 5.00 / 5.0 / 6.00 /	9.000 5.0 / 4.00	8.000 3.0 / 5.00	13.200 4.0 / 8.90 / 4.0 / 9.20 /	<b>67.700</b>

Wettkampf : 5 Kinderstufe							Summe
			D // E / Abzug	D // E / Abzug	D // E / Abzug	D // E / Abzug	
1	Neudeck Theresa ATG	2001	11.500 3.3 // 8.20 / - 3.3 // 8.10 / -	11.200 4.3 // 6.90 / -	10.700 4.0 // 6.70 / -	11.800 4.0 // 7.80 / -	<b>45.200</b>
2	Jauk Sabrina ATG	1999	12.100 3.3 // 8.80 / - 3.0 // 8.80 / -	10.000 4.0 // 6.00 / -	10.500 4.0 // 6.50 / -	10.830 4.0 // 6.83 / -	<b>43.430</b>
3	Reithofer Christina VGT	2001	11.500 3.3 // 8.20 / - 3.0 // 8.10 / -	9.900 4.3 // 5.60 / -	9.500 4.0 // 5.50 / -	11.400 4.0 // 7.40 / -	<b>42.300</b>
4	Ahmed Amira VGT	2002	11.500 3.3 // 8.00 / - 3.3 // 8.20 / -	7.100 4.0 // 3.10 / -	9.900 4.0 // 5.90 / -	11.730 4.0 // 7.73 / -	<b>40.230</b>
5	Neumeister Katharina VGT	2001	11.800 3.3 // 8.20 / - 3.3 // 8.50 / -	9.600 4.0 // 5.60 / -	8.900 4.0 // 4.90 / -	9.930 4.0 // 5.93 / -	<b>40.230</b>
6	Zöhrer Fanny ATG	2001	11.400 3.3 // 7.70 / - 3.3 // 8.10 / -	9.700 4.0 // 5.70 / -	8.000 3.0 // 5.00 / -	8.900 3.0 // 5.90 / -	<b>38.000</b>
7	Jansen Emily ATG	1999	11.500 3.0 // 8.10 / - 3.3 // 8.20 / -	8.600 4.3 // 4.30 / -	7.900 4.0 // 3.90 / -	9.230 3.0 // 6.23 / -	<b>37.230</b>
8	Unterholzer Anna ATUS Köflach	2000	11.300 3.3 // 8.00 / - 3.3 // 7.00 / -	7.000 4.0 // 3.00 / -	8.700 4.0 // 4.70 / -	9.070 3.0 // 6.07 / -	<b>36.070</b>
9	Mar Sarah ATG	2001	11.100 3.3 // 7.60 / - 3.3 // 7.80 / -	7.900 4.0 // 3.90 / -	8.200 4.0 // 4.20 / -	8.730 3.0 // 5.73 / -	<b>35.930</b>
10	Kerschbaumer Amelie ATUS Köflach	2002	11.100 3.3 // 7.60 / - 3.3 // 7.80 / -	7.200 4.0 // 3.20 / -	7.900 3.0 // 4.90 / -	9.470 3.0 // 6.47 / -	<b>35.670</b>
11	Tarla Salome ATG	2001	11.050 3.0 // 7.70 / - 3.3 // 7.75 / -	8.100 4.3 // 3.80 / -	7.100 3.0 // 5.60 / 1.5	8.500 3.0 // 5.50 / -	<b>34.750</b>
12	Ruprecht Nicole ATUS Köflach	2002	11.800 3.3 // 8.50 / - 3.0 // 8.40 / -	6.900 4.0 // 2.90 / -	6.500 3.0 // 5.00 / 1.5	8.900 3.0 // 5.90 / -	<b>34.100</b>
13	Weiss Jana ATUS Köflach	2001	10.300 3.0 // 7.30 / - // / -	6.300 4.0 // 2.30 / -	8.300 3.0 // 5.30 / -	6.900 2.0 // 4.90 / -	<b>31.800</b>
14	Lang Lena ATG	2001	10.600 3.3 // 7.30 / - 3.0 // 7.20 / -	7.700 4.0 // 3.70 / -	4.900 3.0 // 4.90 / 3.0	5.230 2.0 // 3.23 / -	<b>28.430</b>

1.05.2010 hayn

Wettkampf : 6 Vorstufe						Summe	
		D // E / Abzug	D // E / Abzug	D // E / Abzug	D // E / Abzug		
1	Kolmayr Johanna ATG	2003	12.300 3.0 // 9.20 / - 3.0 // 9.30 / -	12.900 4.0 // 8.90 / -	12.100 4.0 // 8.10 / -	13.070 4.0 // 9.07 / -	<b>50.370</b>
2	Dennis Hanna ATG	2002	12.200 3.0 // 8.70 / - 3.0 // 9.20 / -	12.500 4.0 // 8.50 / -	12.400 4.0 // 8.40 / -	13.230 4.0 // 9.23 / -	<b>50.330</b>
3	Egger Athena ATG	2002	12.300 3.0 // 9.30 / - 3.0 // 9.30 / -	11.800 4.0 // 7.80 / -	12.800 4.0 // 8.80 / -	13.230 4.0 // 9.23 / -	<b>50.130</b>
4	Podlipnig Delia ATG	2002	12.100 3.0 // 8.90 / - 3.0 // 9.10 / -	12.100 4.0 // 8.10 / -	12.000 4.0 // 8.00 / -	12.470 4.0 // 8.47 / -	<b>48.670</b>
5	Kober Ricarda ATG	2002	12.200 3.0 // 9.10 / - 3.0 // 9.20 / -	11.500 4.0 // 7.50 / -	11.900 4.0 // 7.90 / -	12.800 4.0 // 8.80 / -	<b>48.400</b>
6	Ahmed Ayah VGT	2004	11.900 2.0 // 9.90 / - 2.0 // 8.90 / -	11.700 4.0 // 7.70 / -	11.900 4.0 // 7.90 / -	12.530 4.0 // 8.53 / -	<b>48.030</b>
7	Wallner Noemi ATG	2003	10.300 1.0 // 9.30 / - 1.0 // 9.25 / -	11.500 4.0 // 7.50 / -	12.300 4.0 // 8.30 / -	13.270 4.0 // 9.27 / -	<b>47.370</b>
8	Huber Sophie ATUS Köflach	2003	10.100 1.0 // 9.10 / - 1.0 // 8.90 / -	11.600 4.0 // 7.60 / -	10.000 4.0 // 6.00 / -	12.800 4.0 // 8.80 / -	<b>44.500</b>