

Ergebnisliste Sportunion Bundes-Turn-CUP 2004 in Salzburg-Rif am 28.11.2004





- Leistungsbereich:
 - Mannschaftswertung weiblich und männlich
 - Mannschaftswertung-Details weiblich und männlich
 - Einzelwertung weiblich und männlich

- Gym 4 All:
 - Mannschaftswertung weiblich, männlich, mixed
 - Mannschaftswertung-Details weiblich, männlich, mixed
 - Einzelwertung weiblich und männlich





UNION- Bundesturnmeisterschaften 2004

LTU- Mannschaftswertung- weiblich





Jugendstufe

Rang	Mannschaft					Gesamt
1.	JGSTU- Niederösterreich	21,733	17,066	19,299	23,332	81,430





Schülerstufe

Rang	Mannschaft					Gesamt
1.	SCHÜSTU- Wien	21,800	19,598	21,099	23,865	86,362





Nachwuchsstufe

Rang	Mannschaft					Gesamt
1.	NWSTU- Wien	26,165	22,200	24,566	24,232	97,163
2.	NWSTU- Oberösterreich	26,600	22,199	22,166	25,299	96,264
3.	NWSTU- Tirol	26,600	22,933	21,532	24,399	95,464
4.	NWSTU- Salzburg	27,066	18,266	18,899	24,766	88,997
5.	NWSTU- Niederösterreich	23,400	16,233	18,799	20,766	79,198





Kinderstufe

Rang	Mannschaft					Gesamt
1.	KISTU - Oberösterreich	27,400	25,366	24,398	27,132	104,296
2.	KISTU - Wien	26,800	23,599	23,833	27,065	101,297
3.	KISTU - Niederösterreich 2	26,000	23,165	22,765	26,366	98,296
4.	KISTU - Tirol	25,900	21,833	22,499	26,966	97,198
5.	KISTU - Niederösterreich 1	24,400	19,933	21,665	23,733	89,731
6.	KISTU - Salzburg	24,666	16,699	18,698	23,133	83,196

Nachwuchsstufe außer Konkurrenz

Rang	Mannschaft					Gesamt
1.	NWSTU-ATSV Gnigl	25,966	14,500	17,898	19,3	77,664

Kinderstufe außer Konkurrenz







Rang	Mannschaft					Gesamt
1.	KISTU-ATSV Gnigl	21,799	16,333	18,032	21,665	77,829

UNION- Bundesturnmeisterschaften 2004

LTU- Mannschaftswertung- männlich







LK 3

Rang Mannschaft

							Gesamt
1. LK 3 -Niederösterreich	15,250	15,450	16,450	17,8	16,4	15,25	96,600



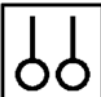



LK 2

Rang Mannschaft

							Gesamt
1. LK 2 -Wien	25,450	23,900	26,850	28	26,3	25,55	156,050

LK 1

Rang Mannschaft

							Gesamt
1. LK 1 -Wien 1	26,300	26,150	25,400	27,4	25,7	25,8	156,750
2. LK 1 -Niederösterreich	24,150	24,600	24,550	25,1	23,7	24,05	146,150
3. LK 1 -Wien 2	24,550	23,400	22,750	26,05	23,1	23,3	143,150

UNION- Bundesturnmeisterschaften 2004

LTU- Mannschaftswertung- Details- weiblich

Jugendstufe

JGSTU- Niederösterreich

1. Rang



<i>Name</i>	<i>JG</i>	AW	EW	AW	EW	AW	EW	AW	EW	<i>Gesamt</i>
Gundacker Brigitte	1991	9,000	7,433	8,100	5,400	9,100	7,200	9,300	7,833	27,866
Pugl Sarah	1991	9,000	6,800	8,100	6,433	9,200	6,133	9,200	7,466	26,832
Kisiel Mauela	1991	9,000	7,500	7,900	5,233	8,900	5,966	9,300	8,033	26,732
Kramer Pia	1990	8,000	6,200	6,600	4,000	7,900	5,966	8,600	6,333	22,499
		21,733		17,066		19,299		23,332		81,430

Schülerstufe

SCHÜSTU- Wien

1. Rang



<i>Name</i>	<i>JG</i>	AW	EW	AW	EW	AW	EW	AW	EW	<i>Gesamt</i>
Egermann Prisca	1995	8,950	7,250	8,700	6,966	9,800	8,300	10,000	8,433	30,949
Tropsch Gloria	1991	7,900	7,250	8,400	6,966	9,300	6,733	9,000	7,766	28,715
Ecker Denise	1991	8,500	7,300	8,500	5,666	9,300	6,066	9,200	7,666	26,698
Tscherne Madleine	1990	7,900	6,350	7,900	4,966	8,400	5,433	8,600	6,933	23,682
		21,800		19,598		21,099		23,865		86,362

Nachwuchsstufe

NWSTU- Wien

1. Rang



<i>Name</i>	<i>JG</i>	AW	EW	AW	EW	AW	EW	AW	EW	<i>Gesamt</i>
Klaban Lena	1995	10,000	8,000	10,000	7,900	10,000	9,000	9,800	8,466	33,366
Hanreich Carola	1995	10,000	8,833	10,000	8,300	10,000	7,766	9,700	7,366	32,265
Zimmer Jennifer	1993	10,000	9,066	9,500	5,800	9,500	7,800	9,400	7,966	30,632
Vicai Carolina	1993	10,000	8,266	9,500	6,000	9,300	5,533	9,100	7,800	27,599
		26,165		22,200		24,566		24,232		97,163

UNION- Bundesturnmeisterschaften 2004

LTU- Mannschaftswertung- Details- weiblich

NWSTU- Oberösterreich

2. Rang



Name	JG	AW	EW	AW	EW	AW	EW	AW	EW	Gesamt
Draguljevic Maria	1993	10,000	9,300	10,000	8,633	9,500	7,700	9,800	8,866	34,499
Zopf Melanie	1994	9,500	8,400	8,500	7,133	9,000	7,200	9,400	8,233	30,966
Rebh Sabrina	1994	10,000	8,700	8,500	6,433	9,000	6,033	9,500	8,200	29,366
Rainer Melissa	1994	10,000	8,600	8,500	5,300	9,100	7,266	9,100	7,300	28,466
Freund Sandra	1994	9,500	7,900	8,500	5,800	9,000	5,800	8,500	6,500	26,000
		26,600		22,199		22,166		25,299		96,264

NWSTU- Tirol

3. Rang



Name	JG	AW	EW	AW	EW	AW	EW	AW	EW	Gesamt
Zangerl Melanie	1993	10,000	8,800	10,000	8,533	10,000	7,800	9,300	7,700	32,833
Gürtler Theresa	1993	10,000	8,600	10,000	7,900	9,000	6,266	9,800	8,433	31,199
Maar Tanja	1993	10,000	9,200	9,500	6,500	9,000	6,233	9,900	8,266	30,199
Told Julia	1994	10,000	7,400	8,000	4,200	9,200	7,466	9,000	6,766	25,832
		26,600		22,933		21,532		24,399		95,464

NWSTU- Salzburg

4. Rang



Name	JG	AW	EW	AW	EW	AW	EW	AW	EW	Gesamt
Seywald Sidonie	1992	10,000	9,066	8,500	7,166	8,600	7,466	9,400	8,533	32,231
Steinhagen Marcella	1993	10,000	9,100	8,500	5,900	8,100	6,133	9,000	8,200	29,333
Ritzinger Helga	1993	10,000	8,900	8,500	5,200	8,100	5,300	9,400	8,033	27,433
		27,066		18,266		18,899		24,766		88,997

NWSTU- Niederösterreich

5. Rang



Name	JG	AW	EW	AW	EW	AW	EW	AW	EW	Gesamt
Schindler Johanna	1994	10,000	8,000	9,500	6,200	9,200	6,900	9,700	8,000	29,100
Fischer Catharina	1992	10,000	7,100	9,500	5,533	8,600	7,266	8,900	6,400	26,299
Jaborek Esther	1993	10,000	8,300	8,500	4,500	7,600	4,633	8,600	6,366	23,799
		23,400		16,233		18,799		20,766		79,198

UNION- Bundesturnmeisterschaften 2004

LTU- Mannschaftswertung- Details- weiblich

Kinderstufe

KISTU - Oberösterreich

1. Rang



Name	JG	AW	EW	AW	EW	AW	EW	AW	EW	Gesamt
Karlsberger Isabella	1996	10,000	9,200	10,000	9,500	10,000	8,066	10,000	8,900	35,666
Rebh Isabella	1996	10,000	9,400	9,500	7,833	10,000	7,866	10,000	9,266	34,365
Kalapati Noemi	1995	10,000	8,800	9,500	8,033	10,000	7,833	10,000	8,966	33,632
Gärtner Julia	1995	10,000	8,600	9,500	7,700	10,000	8,466	10,000	8,766	33,532
Preßlmair Nina	1997	10,000	6,900	9,500	7,500	10,000	6,033	9,500	7,700	28,133
		27,400		25,366		24,398		27,132		104,296

KISTU - Wien

2. Rang



Name	JG	AW	EW	AW	EW	AW	EW	AW	EW	Gesamt
Salcak Lena	1996	10,000	9,100	9,500	7,600	10,000	8,100	10,000	9,066	33,866
Zimmer Sarah	1996	10,000	8,900	9,500	7,900	10,000	7,433	10,000	9,166	33,399
Egermann Dietlinde	1997	10,000	8,600	9,500	7,966	10,000	7,233	10,000	8,566	32,365
Artes Lena	1996	10,000	8,600	9,500	7,233	10,000	8,300	9,500	8,133	32,266
Bauer Lara	1996	10,000	8,800	9,500	7,733	10,000	6,833	10,000	8,833	32,199
		26,800		23,599		23,833		27,065		101,297

KISTU - Niederösterreich 2

3. Rang



Name	JG	AW	EW	AW	EW	AW	EW	AW	EW	Gesamt
Kittinger Caroline	1995	10,000	9,000	9,500	7,966	10,000	8,266	10,000	9,000	34,232
Dittrich Marie Luise	1994	10,000	8,700	9,500	7,366	10,000	7,166	10,000	8,833	32,065
Sauer Linda	1994	10,000	8,300	9,500	6,600	10,000	7,333	10,000	8,533	30,766
Sauer Anika	1996	10,000	7,800	9,500	7,833	9,500	6,866	9,500	7,766	30,265
		26,000		23,165		22,765		26,366		98,296

UNION- Bundesturnmeisterschaften 2004

LTU- Mannschaftswertung- Details- weiblich

KISTU - Tirol

4. Rang



Name	JG	AW	EW	AW	EW	AW	EW	AW	EW	Gesamt
Meixner Christina	1995	10,000	8,600	9,500	8,233	10,000	7,933	10,000	9,033	33,799
Rampl Magdalena	1995	10,000	8,600	9,500	7,600	10,000	7,166	10,000	8,933	32,299
Landauer Sandra	1995	10,000	8,700	9,500	6,000	10,000	7,400	10,000	9,000	31,100
Schwaiger Sarah	1994	10,000	6,500	9,000	5,400	7,500	3,133	8,000	6,466	21,499
			25,900		21,833		22,499		26,966	97,198

KISTU - Niederösterreich 1

5. Rang



Name	JG	AW	EW	AW	EW	AW	EW	AW	EW	Gesamt
Peterseil Bernadette	1994	10,000	8,200	9,500	6,400	10,000	7,733	10,000	7,600	29,933
Ehrenhauser Veronika	1996	10,000	8,200	8,000	5,733	9,500	7,266	9,000	7,800	28,999
Letschka Hannah	1994	10,000	8,000	9,500	7,333	8,000	4,966	9,500	8,333	28,632
Kaufmann Silvia	1994	10,000	7,600	9,500	6,200	9,500	6,666	9,000	7,300	27,766
			24,400		19,933		21,665		23,733	89,731

KISTU - Salzburg

6. Rang



Name	JG	AW	EW	AW	EW	AW	EW	AW	EW	Gesamt
Krakowitzer Lisa	1994	10,000	8,466	9,000	5,400	10,000	6,366	9,500	8,400	28,632
Hauch Elisabeth	1995	10,000	8,200	9,000	5,200	9,500	6,266	9,000	7,533	27,199
Wieser Tabea	1997	10,000	8,000	9,000	5,533	10,000	6,066	9,000	6,400	25,999
Hollaus Lisa	1996	8,000	5,300	9,000	5,766	9,000	5,633	9,000	7,200	23,899
			24,666		16,699		18,698		23,133	83,196

Nachwuchsstufe außer Konkurrenz

NWSTU-ATSV Gnigl

1. Rang



Name	JG	AW	EW	AW	EW	AW	EW	AW	EW	Gesamt
Benmoussa Miriam	1994	10,000	9,066	8,500	5,500	9,100	6,466	8,600	7,000	28,032
Plasch Nadine	1992	10,000	8,600	8,500	4,800	8,500	5,566	8,600	6,500	25,466
Hosp Iris	1993	10,000	8,300	8,500	4,200	8,500	5,866	7,100	5,800	24,166
			25,966		14,500		17,898		19,3	77,664

UNION- Bundesturnmeisterschaften 2004

LTU- Mannschaftswertung- Details- weiblich

Kinderstufe außer Konkurrenz

KISTU-ATSV Gnigl

1. Rang



<i>Name</i>	<i>JG</i>	AW	EW	AW	EW	AW	EW	AW	EW	<i>Gesamt</i>
Wagner Chiara	1994	10,000	8,633	9,000	5,600	10,000	6,933	9,500	7,966	29,132
Hosp Anja	1996	8,000	6,166	9,000	5,533	9,000	6,166	8,500	6,333	24,198
Benmoussa Nadia	1996	8,000	6,366	8,000	5,200	9,000	4,933	9,500	7,366	23,865
Wagner Laura	1996	8,000	6,800	9,000	5,000	7,000	3,500	8,000	5,700	21,000
			21,799		16,333		18,032		21,665	77,829







UNION- Bundesturnmeisterschaften 2004

LTU- Mannschaftswertung- Details- männlich

LK 3

LK 3 -Niederösterreich







1. Rang

Name	JG							Gesamt
König Klaus	1989	9,700 7,850	9,700 8,300	9,500 8,150	9,700 8,700	9,800 8,900	9,800 8,350	50,250
Kreiter Benjamin	1989	9,700 7,400	9,500 7,150	9,500 8,300	9,700 9,100	9,500 7,500	9,500 6,900	46,350
								96,600

LK 2

LK 2 -Wien

1. Rang

Name	JG							Gesamt
Smole Andreas	1992	9,800 8,700	9,900 8,500	9,900 9,300	9,800 9,450	9,800 9,000	9,500 7,400	52,350
Dyrmishi Xheni	1991	9,800 8,450	8,400 7,400	9,900 8,800	9,700 9,100	9,800 8,900	9,600 8,800	51,450
Kenneth Kleveta	1992	9,800 8,300	9,800 8,000	9,600 8,400	9,800 9,450	9,600 8,300	9,600 8,600	51,050
Scholler Philipp	1991	9,700 7,500	9,800 6,800	9,700 8,750	9,800 8,850	9,600 8,400	9,500 8,150	48,450
								156,050







UNION- Bundesturnmeisterschaften 2004

LTU- Mannschaftswertung- Details- männlich

LK 1







LK 1 -Wien 1

1. Rang

Name	JG							Gesamt
Semrad Alexander	1995	10,000 9,200	9,800 8,900	9,900 8,750	9,900 9,200	10,000 9,300	9,800 8,850	54,200
Nowak Jan	1995	9,500 8,050	9,800 8,950	9,900 8,550	9,900 8,850	9,700 8,500	9,800 8,700	51,600
Smole Thomas	1995	9,600 8,650	9,800 8,100	9,800 8,100	9,900 9,200	9,500 7,600	9,600 8,250	49,900
Kühhas Norwin	1993	9,600 8,450	9,800 8,300	9,900 8,050	9,900 9,000	9,600 7,900	9,800 7,750	49,450
								156,750







LK 1 -Niederösterreich

2. Rang

Name	JG							Gesamt
Peterseil Constantin	1996	9,600 8,150	9,800 8,300	9,900 8,300	9,700 8,300	9,800 8,500	9,600 7,850	49,400
Meyer Raphael	1991	9,600 7,700	9,800 8,200	10,000 8,600	9,900 8,600	9,800 7,900	9,500 7,950	48,950
Bugram Simon	1993	9,600 8,300	9,700 8,100	9,700 7,650	9,700 8,200	9,600 7,300	9,800 8,250	47,800
								146,150

LK 1 -Wien 2

3. Rang

Name	JG							Gesamt
Meyer Benjamin	1995	9,600 8,600	9,500 8,200	9,700 7,650	9,900 8,900	9,800 8,600	9,600 8,150	50,100
Foikar Christoph	1996	9,600 8,200	9,600 7,900	9,800 7,750	9,700 8,600	9,500 7,500	9,600 7,850	47,800
Cypris Maximilian	1996	9,600 7,750	9,500 7,300	9,500 7,350	9,700 8,550	9,600 7,000	9,600 7,300	45,250
								143,150

UNION- Bundesturnmeisterschaften 2004

LTU- Einzelwertung- weiblich

Turnerinnen Meisterstufe



Rang	Name	JG	AW	EW	AW	EW	AW	EW	AW	EW	Gesamt
1	Grabmeier Claudia U. Wien 19	1987	9,000	8,200	8,600	7,433	9,000	7,400	8,900	7,566	30,599
2	Mayer Daniela U.St.Pölten	1987	7,800	6,833	8,600	7,166	9,300	8,033	9,100	7,866	29,898

Juniorinnen Meisterstufe



Rang	Name	JG	AW	EW	AW	EW	AW	EW	AW	EW	Gesamt
1	Dittert Stephanie UWW	1991	9,000	7,500	8,600	6,900	9,300	8,400	9,100	7,933	30,733
2	Fedorchuk Anna U.St.Pölten	1991	9,000	7,600	8,400	7,100	8,800	6,900	9,100	8,000	29,600
3	Pirka Theresa UWW	1991	9,200	7,800	7,400	5,500	9,200	8,433	8,900	7,800	29,533
4	Egermann Raphaela UWW	1989	9,000	7,800	8,600	6,300	9,100	6,966	9,300	8,433	29,499
5	Kisiel Bernadette U.St.Pölten	1989	9,000	7,000	8,000	5,666	8,800	6,433	8,900	7,300	26,399

Turnerinnen Meisterstufe B



Rang	Name	JG	AW	EW	AW	EW	AW	EW	AW	EW	Gesamt
1	Seidl Christine TGUS, Turn-Union-Salz	1988	7,800	6,866	8,600	6,400	8,800	7,033	8,700	7,100	27,399
2	Ritzinger Ingrid TGUS, Turn-Union-Salz	1988	8,000	6,100	8,800	6,966	8,800	6,266	8,600	6,466	25,798

UNION- Bundesturnmeisterschaften 2004

LTU- Einzelwertung- weiblich

Jugendstufe



Rang	Name	JG									Gesamt
			AW	EW	AW	EW	AW	EW	AW	EW	
1	Haim Rebeca UWW	1992	9,000	7,200	8,800	7,333	9,100	6,700	9,200	7,900	29,133
2	Gundacker Brigitte U.St.Pölten	1991	9,000	7,433	8,100	5,400	9,100	7,200	9,300	7,833	27,866
3	Pugl Sarah U.St.Pölten	1991	9,000	6,800	8,100	6,433	9,200	6,133	9,200	7,466	26,832
4	Kisiel Mauela U.St.Pölten	1991	9,000	7,500	7,900	5,233	8,900	5,966	9,300	8,033	26,732
5	Mitterer Carmen TU-Schwaz	1991	7,800	6,700	8,400	5,466	8,600	5,800	9,000	7,433	25,399
6	Kramer Pia U.Korneuburg	1990	8,000	6,200	6,600	4,000	7,900	5,966	8,600	6,333	22,499

Schülerstufe



Rang	Name	JG									Gesamt
			AW	EW	AW	EW	AW	EW	AW	EW	
1	Egermann Prisca UWW	1995	8,950	7,250	8,700	6,966	9,800	8,300	10,000	8,433	30,949
2	Hodi Agnes U.Böheimkirchen	1992	8,950	7,600	9,000	7,500	9,300	6,633	9,400	7,900	29,633
3	Tropsch Gloria UWW	1991	7,900	7,250	8,400	6,966	9,300	6,733	9,000	7,766	28,715
4	Ecker Denise U. Wien 3	1991	8,500	7,300	8,500	5,666	9,300	6,066	9,200	7,666	26,698
5	Reitbrecht Sophie U.Korneuburg	1991	8,500	7,150	8,000	5,033	9,500	6,766	9,000	7,333	26,282
6	Tscherne Madleine UWW	1990	7,900	6,350	7,900	4,966	8,400	5,433	8,600	6,933	23,682

UNION- Bundesturnmeisterschaften 2004

LTU- Einzelwertung- weiblich

Nachwuchsstufe



Rang	Name	JG	AW		EW		AW		EW		Gesamt
			AW	EW	AW	EW	AW	EW	AW	EW	
1	Draguljevic Maria <i>Union Leonding</i>	1993	10,000	9,300	10,000	8,633	9,500	7,700	9,800	8,866	34,499
2	Klaban Lena <i>U. Wien 19</i>	1995	10,000	8,000	10,000	7,900	10,000	9,000	9,800	8,466	33,366
3	Zangerl Melanie <i>Turnerschaft Innsbruck</i>	1993	10,000	8,800	10,000	8,533	10,000	7,800	9,300	7,700	32,833
4	Hanreich Carola <i>UWW</i>	1995	10,000	8,833	10,000	8,300	10,000	7,766	9,700	7,366	32,265
5	Seywald Sidonie <i>TGUS, Turn-Union-Salz</i>	1992	10,000	9,066	8,500	7,166	8,600	7,466	9,400	8,533	32,231
6	Gürtler Theresa <i>TU-Schwaz</i>	1993	10,000	8,600	10,000	7,900	9,000	6,266	9,800	8,433	31,199
7	Zopf Melanie <i>Union Leonding</i>	1994	9,500	8,400	8,500	7,133	9,000	7,200	9,400	8,233	30,966
8	Zimmer Jennifer <i>U-Leopoldau</i>	1993	10,000	9,066	9,500	5,800	9,500	7,800	9,400	7,966	30,632
9	Maar Tanja <i>Turnerschaft Innsbruck</i>	1993	10,000	9,200	9,500	6,500	9,000	6,233	9,900	8,266	30,199
10	Rebh Sabrina <i>Union Leonding</i>	1994	10,000	8,700	8,500	6,433	9,000	6,033	9,500	8,200	29,366
11	Steinhagen Marcella <i>TGUS, Turn-Union-Salz</i>	1993	10,000	9,100	8,500	5,900	8,100	6,133	9,000	8,200	29,333
12	Schindler Johanna <i>U.Korneuburg</i>	1994	10,000	8,000	9,500	6,200	9,200	6,900	9,700	8,000	29,100
13	Rainer Melissa <i>Union Leonding</i>	1994	10,000	8,600	8,500	5,300	9,100	7,266	9,100	7,300	28,466
14	Vicai Carolina <i>UWW</i>	1993	10,000	8,266	9,500	6,000	9,300	5,533	9,100	7,800	27,599
15	Ritzinger Helga <i>TGUS, Turn-Union-Salz</i>	1993	10,000	8,900	8,500	5,200	8,100	5,300	9,400	8,033	27,433
16	Fischer Catharina <i>U.St.Andräe/Wördern</i>	1992	10,000	7,100	9,500	5,533	8,600	7,266	8,900	6,400	26,299
17	Freund Sandra <i>Union Leonding</i>	1994	9,500	7,900	8,500	5,800	9,000	5,800	8,500	6,500	26,000
18	Told Julia <i>DSG-Buch</i>	1994	10,000	7,400	8,000	4,200	9,200	7,466	9,000	6,766	25,832
19	Jaborek Esther <i>U.Korneuburg</i>	1993	10,000	8,300	8,500	4,500	7,600	4,633	8,600	6,366	23,799

UNION- Bundesturnmeisterschaften 2004

LTU- Einzelwertung- weiblich

Kinderstufe



Rang	Name	JG	AW	EW	AW	EW	AW	EW	AW	EW	Gesamt
1	Karlsberger Isabella <i>Union Leonding</i>	1996	10,000	9,200	10,000	9,500	10,000	8,066	10,000	8,900	35,666
2	Rebh Isabella <i>Union Leonding</i>	1996	10,000	9,400	9,500	7,833	10,000	7,866	10,000	9,266	34,365
3	Kittinger Caroline <i>U.St.Andräe/Wördern</i>	1995	10,000	9,000	9,500	7,966	10,000	8,266	10,000	9,000	34,232
4	Salcak Lena <i>U-Leopoldau</i>	1996	10,000	9,100	9,500	7,600	10,000	8,100	10,000	9,066	33,866
5	Meixner Christina <i>DSG-Buch</i>	1995	10,000	8,600	9,500	8,233	10,000	7,933	10,000	9,033	33,799
6	Kalapati Noemi <i>Union Leonding</i>	1995	10,000	8,800	9,500	8,033	10,000	7,833	10,000	8,966	33,632
7	Gärtner Julia <i>Union Leonding</i>	1995	10,000	8,600	9,500	7,700	10,000	8,466	10,000	8,766	33,532
8	Zimmer Sarah <i>U-Leopoldau</i>	1996	10,000	8,900	9,500	7,900	10,000	7,433	10,000	9,166	33,399
9	Egermann Dietlinde <i>UWW</i>	1997	10,000	8,600	9,500	7,966	10,000	7,233	10,000	8,566	32,365
10	Rampl Magdalena <i>DSG-Buch</i>	1995	10,000	8,600	9,500	7,600	10,000	7,166	10,000	8,933	32,299
11	Artes Lena <i>U-Leopoldau</i>	1996	10,000	8,600	9,500	7,233	10,000	8,300	9,500	8,133	32,266
12	Bauer Lara <i>UWW</i>	1996	10,000	8,800	9,500	7,733	10,000	6,833	10,000	8,833	32,199
13	Dittrich Marie Luise <i>U.Korneuburg</i>	1994	10,000	8,700	9,500	7,366	10,000	7,166	10,000	8,833	32,065
14	Landauer Sandra <i>Turnerschaft Innsbruck</i>	1995	10,000	8,700	9,500	6,000	10,000	7,400	10,000	9,000	31,100
15	Sauer Linda <i>U.Korneuburg</i>	1994	10,000	8,300	9,500	6,600	10,000	7,333	10,000	8,533	30,766
16	Sauer Anika <i>U.Korneuburg</i>	1996	10,000	7,800	9,500	7,833	9,500	6,866	9,500	7,766	30,265
17	Peterseil Bernadette <i>U.St.Andräe/Wördern</i>	1994	10,000	8,200	9,500	6,400	10,000	7,733	10,000	7,600	29,933
18	Ehrenhauser Veronika <i>U.Mödling</i>	1996	10,000	8,200	8,000	5,733	9,500	7,266	9,000	7,800	28,999
19	Letschka Hannah <i>U.St.Pölten</i>	1994	10,000	8,000	9,500	7,333	8,000	4,966	9,500	8,333	28,632
19	Krakowitz Lisa <i>TGUS, Turn-Union-Salz</i>	1994	10,000	8,466	9,000	5,400	10,000	6,366	9,500	8,400	28,632
21	Preßlmair Nina <i>UNION Eberstalzell</i>	1997	10,000	6,900	9,500	7,500	10,000	6,033	9,500	7,700	28,133
22	Kaufmann Silvia <i>U.St.Pölten</i>	1994	10,000	7,600	9,500	6,200	9,500	6,666	9,000	7,300	27,766
23	Hauch Elisabeth <i>TGUS, Turn-Union-Salz</i>	1995	10,000	8,200	9,000	5,200	9,500	6,266	9,000	7,533	27,199
24	Wieser Tabea <i>TU-Schwaz</i>	1997	10,000	8,000	9,000	5,533	10,000	6,066	9,000	6,400	25,999

Salzburg- Rif am 28.11.2004

UNION- Bundesturnmeisterschaften 2004

LTU- Einzelwertung- weiblich

25	Hollaus Lisa TU-Schwaz	1996	8,000	5,300	9,000	5,766	9,000	5,633	9,000	7,200	23,899
26	Schwaiger Sarah DSG-Buch	1994	10,000	6,500	9,000	5,400	7,500	3,133	8,000	6,466	21,499

Jugendstufe außer Konkurrenz



Rang	Name	JG	AW	EW	AW	EW	AW	EW	AW	EW	Gesamt
1	Rettensteiner Carina ATSV Gnigl	1991	8,900	7,000	8,400	6,633	8,600	6,133	9,100	7,566	27,332

Nachwuchsstufe außer Konkurrenz



Rang	Name	JG	AW	EW	AW	EW	AW	EW	AW	EW	Gesamt
1	Benmoussa Miriam ATSV Gnigl	1994	10,000	9,066	8,500	5,500	9,100	6,466	8,600	7,000	28,032
2	Plasch Nadine ATSV Gnigl	1992	10,000	8,600	8,500	4,800	8,500	5,566	8,600	6,500	25,466
3	Hosp Iris ATSV Gnigl	1993	10,000	8,300	8,500	4,200	8,500	5,866	7,100	5,800	24,166

Kinderstufe außer Konkurrenz



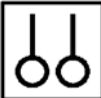





Rang	Name	JG	AW	EW	AW	EW	AW	EW	AW	EW	Gesamt
1	Wagner Chiara ATSV Gnigl	1994	10,000	8,633	9,000	5,600	10,000	6,933	9,500	7,966	29,132
2	Hosp Anja ATSV Gnigl	1996	8,000	6,166	9,000	5,533	9,000	6,166	8,500	6,333	24,198
3	Benmoussa Nadia ATSV Gnigl	1996	8,000	6,366	8,000	5,200	9,000	4,933	9,500	7,366	23,865
4	Wagner Laura ATSV Gnigl	1996	8,000	6,800	9,000	5,000	7,000	3,500	8,000	5,700	21,000







UNION- Bundesturnmeisterschaften 2004

LTU- Einzelwertung- männlich







Turner Meisterstufe

Rang	Name	JG							Gesamt
	Verein								
1.	Gasteiger Arno TGUS, Turn-Union-Salzburg	1995	8,900	8,900	8,800	8,900	9,000	8,300	44,050
			7,450	7,100	7,600	8,250	7,700	5,950	







Junioren Meisterstufe

Rang	Name	JG							Gesamt
	Verein								
1.	Höller Andreas Union Linz-Lustenau	1987	8,900	8,700	8,100	8,900	6,200	8,700	41,000
			7,600	6,900	5,350	8,200	5,100	7,850	
2.	Fedorchuk Michael U.St.Pölsen	1988	8,900	8,800	8,100	8,500	6,800	7,400	39,000
			7,750	7,500	6,900	7,850	4,600	4,400	

Turner Meisterstufe B

Rang	Name	JG							Gesamt
	Verein								
1.	Egermann Julian UWW	1991	9,200	8,400	8,800	8,600	9,000	8,100	44,250
			8,150	6,200	7,500	7,450	7,450	7,500	
2.	Smole Georg UWW	1991	9,100	8,100	8,800	8,400	9,000	8,100	43,100
			8,150	6,100	7,500	7,350	7,950	6,050	

LK 3







Rang	Name	JG							Gesamt
	Verein								
1.	Bleimhofer Benedikt Union Braunau	1986	10,000	10,000	9,700	9,700	9,900	9,500	53,050
			8,100	9,600	8,800	8,950	9,300	8,300	
2.	König Klaus U.St.Pölsen	1989	9,700	9,700	9,500	9,700	9,800	9,800	50,250
			7,850	8,300	8,150	8,700	8,900	8,350	
3.	Schander Alexander Union Braunau	1985	9,500	9,600	9,600	9,700	9,500	9,500	47,750
			7,050	7,300	8,150	8,900	8,400	7,950	
4.	Kreiter Benjamin U.St.Andräe/Wördern	1989	9,700	9,500	9,500	9,700	9,500	9,500	46,350
			7,400	7,150	8,300	9,100	7,500	6,900	

Salzburg- Rif am 28.11.2004

UNION- Bundesturnmeisterschaften 2004

LTU- Einzelwertung- männlich



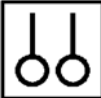



LK 2

<i>Rang</i>	<i>Name</i> <i>Verein</i>	<i>JG</i>							<i>Gesamt</i>
1.	Smole Andreas UWW	1992	9,800 8,700	9,900 8,500	9,900 9,300	9,800 9,450	9,800 9,000	9,500 7,400	52,350
2.	Dyrmishi Xheni UWW	1991	9,800 8,450	8,400 7,400	9,900 8,800	9,700 9,100	9,800 8,900	9,600 8,800	51,450
3.	Kenneth Kleveta UWW	1992	9,800 8,300	9,800 8,000	9,600 8,400	9,800 9,450	9,600 8,300	9,600 8,600	51,050
4.	Scholler Philipp UWW	1991	9,700 7,500	9,800 6,800	9,700 8,750	9,800 8,850	9,600 8,400	9,500 8,150	48,450
5.	Mader Philipp Sportunion Traiskirchen	1991	9,600 7,300	9,800 8,200	9,500 8,100	9,700 8,900	9,600 7,600	8,000 4,700	44,800
6.	Bugram Nico Sportunion Traiskirchen	1991	9,600 6,600	8,300 5,500	9,500 7,350	9,700 8,750	7,800 5,200	9,500 6,050	39,450

UNION- Bundesturnmeisterschaften 2004

LTU- Einzelwertung- männlich






LK 1

Rang	Name Verein	JG							Gesamt
1.	Semrad Alexander UWW	1995	10,000 9,200	9,800 8,900	9,900 8,750	9,900 9,200	10,000 9,300	9,800 8,850	54,200
2.	Nowak Jan UWW	1995	9,500 8,050	9,800 8,950	9,900 8,550	9,900 8,850	9,700 8,500	9,800 8,700	51,600
3.	Meyer Benjamin UWW	1995	9,600 8,600	9,500 8,200	9,700 7,650	9,900 8,900	9,800 8,600	9,600 8,150	50,100
4.	Smole Thomas UWW	1995	9,600 8,650	9,800 8,100	9,800 8,100	9,900 9,200	9,500 7,600	9,600 8,250	49,900
5.	Kühhas Norwin UWW	1993	9,600 8,450	9,800 8,300	9,900 8,050	9,900 9,000	9,600 7,900	9,800 7,750	49,450
6.	Peterseil Constantin U.St.Andräe/Wördern	1996	9,600 8,150	9,800 8,300	9,900 8,300	9,700 8,300	9,800 8,500	9,600 7,850	49,400
7.	Meyer Raphael Sportunion Traiskirchen	1991	9,600 7,700	9,800 8,200	10,000 8,600	9,900 8,600	9,800 7,900	9,500 7,950	48,950
8.	Bugram Simon Sportunion Traiskirchen	1993	9,600 8,300	9,700 8,100	9,700 7,650	9,700 8,200	9,600 7,300	9,800 8,250	47,800
8.	Foikar Christoph UWW	1996	9,600 8,200	9,600 7,900	9,800 7,750	9,700 8,600	9,500 7,500	9,600 7,850	47,800
10.	Cypris Maximilian UWW	1996	9,600 7,750	9,500 7,300	9,500 7,350	9,700 8,550	9,600 7,000	9,600 7,300	45,250






UNION- Bundesturnmeisterschaften 2004

GYM 4 ALL- Mannschaftswertung






Altersstufe über 18 - w

Rang	Mannschaft						Gesamt
1.	Union St. Andrä W. 3	23,850	21,650	20,450	24,2		90,150
2.	Sportunion Donauefeld	22,650	19,000	22,950	24,95		89,550






Altersstufe über 18 - m

Rang	Mannschaft						Gesamt
1.	Sportunion Altbrigittenau 1	23,050	13,050	20,400	21,6		78,100






Altersstufe bis 18 - w

Rang	Mannschaft						Gesamt
1.	Union Leonding Team 1	23,250	23,650	25,450	26,1		98,450
2.	Sportunion Traiskirchen I	24,100	19,750	23,950	25,1		92,900
3.	Sportunion Mariahilf	22,650	21,350	22,300	22,05		88,350
4.	Sportunion Traiskirchen II	21,800	21,200	21,100	22,95		87,050
5.	UWW	21,450	19,300	19,850	22,2		82,800
6.	Union Leonding Team 2	14,950	13,700	21,900	16,95		67,500

Altersstufe bis 18 - m

Rang	Mannschaft						Gesamt
1.	Sportunion Altbrigittenau 2	19,850	17,450	19,950	18,9		76,150
2.	Sportunion Währing	14,100	11,200	13,400	16		54,700
3.	TGUS, Turn-Union-Salzburg	9,700	9,400	8,050	12,2		39,350

Altersstufe bis 18 - mix

Rang	Mannschaft						Gesamt
1.	Union Eberstalzell	21,700	19,700	20,700	21,3		83,400
2.	Sportunion Altbrigittenau 3	15,950	11,350	14,650	15,8		57,750


UNION- Bundesturnmeisterschaften 2004

GYM 4 ALL- Mannschaftswertung- Details

Altersstufe über 18 - w

Union St. Andrä W. 3


1. Rang



Name	JG	AW	EW	AW	EW	AW	EW	AW	EW	Gesamt
HAMPL Carina	1987	9,000	8,400	9,000	8,200	9,100	7,450	9,000	8,350	32,400
Amberger Beate	1983	9,000	8,150	8,000	7,300	9,500	6,750	9,000	8,250	30,450
Schweighofer Karin	1988	8,000	7,300	7,000	6,150	8,000	6,250	9,000	7,600	27,300
		23,850		21,650		20,450		24,2		90,150

Sportunion Donaufeld

2. Rang




Name	JG	AW	EW	AW	EW	AW	EW	AW	EW	Gesamt
KUCHER Verena	1984	8,000	7,650	7,000	6,600	9,000	8,100	9,000	8,300	30,650
JEZIORKO Alexandra	1992	8,000	7,700	7,000	6,150	9,000	7,850	9,000	8,350	30,050
MEISNAR Martina	1987	8,000	7,300	7,000	6,250	9,000	7,000	9,000	8,300	28,850
		22,650		19,000		22,950		24,95		89,550

Altersstufe über 18 - m

Sportunion Altbruggenau 1

1. Rang



Name	JG	AW	EW	AW	EW	AW	EW	AW	EW	Gesamt
KÜHBERGER Simon	1986	8,000	7,650	7,000	6,650	7,000	6,750	8,000	7,200	28,250
ACKEL Georg	1990	8,000	7,550	7,000	6,400	7,000	6,600	8,000	6,950	27,500
KÜLCÜ Roman	1987	8,000	7,850	7,000	5,300	7,000	6,850	8,000	7,450	27,450
SPITZ Ronny	1970	8,000	6,400	0,000	0,000	7,000	6,800	6,000	5,600	18,800
		23,050		13,050		20,400		21,6		78,100





UNION- Bundesturnmeisterschaften 2004

GYM 4 ALL- Mannschaftswertung- Details

Altersstufe bis 18 - w





Union Leonding Team 1

1. Rang

Name	JG									Gesamt
		AW	EW	AW	EW	AW	EW	AW	EW	
Staefan Sarah	1992	8,000	7,850	8,800	8,600	9,400	7,700	9,000	8,850	33,000
Schild Isabella	1990	8,000	7,700	8,000	7,650	9,000	8,400	9,000	8,650	32,400
Rohrhuber Julia	1991	8,000	7,700	8,000	7,400	9,000	8,600	9,000	8,600	32,300
Fürreder Claudia	1991	8,000	7,350	6,000	5,750	9,000	8,450	7,000	6,450	28,000
		23,250		23,650		25,450		26,1		98,450





Sportunion Traiskirchen I

2. Rang

Name	JG									Gesamt
		AW	EW	AW	EW	AW	EW	AW	EW	
Güttl Christina	1989	9,000	8,550	8,000	7,250	9,000	8,500	9,000	8,500	32,800
Vodenik Anna	1988	8,000	7,000	7,000	6,200	9,300	8,450	9,300	8,600	30,250
Schmid Pascale	1989	9,000	8,550	8,000	5,300	8,800	7,000	9,000	8,000	28,850
Leick Therese	1989	8,000	6,600	8,000	6,300	9,000	6,750	9,000	7,100	26,750
Kremser Cornelia	1989	8,000	5,900	8,000	4,950	8,000	5,400	7,000	5,000	21,250
		24,100		19,750		23,950		25,1		92,900

Sportunion Mariahilf

3. Rang

Name	JG									Gesamt
		AW	EW	AW	EW	AW	EW	AW	EW	
Faulend Simone	1988	9,000	8,350	8,000	7,550	9,000	7,650	9,000	8,350	31,900
Nass Cornelia	1988	9,000	7,850	8,000	7,250	9,000	8,550	8,000	7,650	31,300
Poiger Judith	1990	8,000	6,450	7,000	6,450	7,000	5,950	7,000	5,750	24,600
Hauser Jenny	1989	7,000	5,100	7,000	6,550	8,000	6,100	7,000	6,050	23,800
		22,650		21,350		22,300		22,05		88,350

UNION- Bundesturnmeisterschaften 2004

GYM 4 ALL- Mannschaftswertung- Details

Sportunion Traiskirchen II


4. Rang



Name	JG	AW	EW	AW	EW	AW	EW	AW	EW	Gesamt
Ertl Stefanie	1990	8,000	7,600	8,000	6,050	9,000	7,250	9,000	8,150	29,050
Friedl Dominique	1990	8,000	7,250	8,000	7,400	9,200	6,650	9,000	7,000	28,300
Kremser Nicole	1992	8,000	6,400	8,000	6,950	8,400	6,350	9,000	7,800	27,500
Weinmeister Mona	1992	8,000	6,950	8,000	6,850	9,200	6,800	7,000	5,000	25,600
Friedl Carina	1992	8,000	5,900	7,000	6,400	9,200	7,050	7,000	5,200	24,550
		21,800		21,200		21,100		22,95		87,050

UWW


5. Rang



Name	JG	AW	EW	AW	EW	AW	EW	AW	EW	Gesamt
Masshoffer Melanie	1990	8,000	7,300	7,000	6,700	8,400	6,400	9,000	8,300	28,700
Thenmaier Katja	1991	8,000	7,250	7,000	6,600	9,000	6,250	9,000	6,900	27,000
Oberbauer Martina	1991	8,000	6,900	6,000	5,500	9,000	7,200	9,000	7,000	26,600
Thenmayer Marion	1993	7,000	5,450	7,000	6,000	4,000	3,150	7,000	5,700	20,300
		21,450		19,300		19,850		22,2		82,800

Union Leonding Team 2

6. Rang



Name	JG	AW	EW	AW	EW	AW	EW	AW	EW	Gesamt
Hoheneder Birgit	1992	7,000	6,050	6,000	5,700	9,000	8,450	7,000	6,500	26,700
Kasthuber Doris	1992	7,000	5,000	5,000	4,650	9,000	7,350	6,000	5,800	22,800
Gabriel Carina	1992	5,000	3,900	4,000	3,350	7,000	6,100	5,000	4,650	18,000
		14,950		13,700		21,900		16,95		67,500


UNION- Bundesturnmeisterschaften 2004

GYM 4 ALL- Mannschaftswertung- Details

Altersstufe bis 18 - m

Sportunion Altbrigittenau 2


1. Rang



Name	JG	AW	EW	AW	EW	AW	EW	AW	EW	Gesamt
Gärtner Maik	1990	8,000	7,550	7,000	6,200	7,000	6,650	8,000	7,050	27,450
Sykora Thomas	1991	7,000	6,350	6,000	5,050	7,000	6,600	8,000	7,000	25,000
Offner Daniel	1990	7,000	5,950	7,000	5,850	7,000	6,400	6,000	4,850	23,050
Pospischil Kevin	1990	7,000	5,750	6,000	5,400	7,000	6,700	6,000	4,700	22,550
		19,850		17,450		19,950		18,9		76,150

Sportunion Währing


2. Rang



Name	JG	AW	EW	AW	EW	AW	EW	AW	EW	Gesamt
Fertl Dominik	1994	6,000	4,900	4,000	3,850	5,000	4,650	6,000	5,300	18,700
Leitner Josef	1992	6,000	4,550	4,000	3,750	5,000	4,500	7,000	5,800	18,600
Fertl Gottfried	1995	6,000	4,400	4,000	3,600	5,000	4,250	6,000	4,900	17,150
Neuber Clemens	1993	6,000	4,650	4,000	3,450	5,000	4,200	6,000	4,650	16,950
		14,100		11,200		13,400		16		54,700

TGUS, Turn-Union-Salzburg

3. Rang



Name	JG	AW	EW	AW	EW	AW	EW	AW	EW	Gesamt
Huber Martin	1997	4,000	3,400	4,000	3,250	3,000	2,700	5,000	4,550	13,900
Rehrl Stefan	1997	4,000	2,550	4,000	3,200	3,000	2,750	5,000	4,400	12,900
Huber Thomas	1997	4,000	3,400	4,000	2,950	3,000	2,600	5,000	3,250	12,200
Jungreithmayer Philipp	1997	4,000	2,900	3,000	2,500	2,000	1,800	3,000	2,000	9,200
Hehenwarter Stefan	1995	4,000	2,650	3,000	0,950	2,000	1,450	4,000	2,250	7,300
		9,700		9,400		8,050		12,2		39,350


UNION- Bundesturnmeisterschaften 2004

GYM 4 ALL- Mannschaftswertung- Details

Altersstufe bis 18 - mix

Union Eberstalzell

1. Rang



<i>Name</i>	<i>JG</i>	AW	EW	AW	EW	AW	EW	AW	EW	<i>Gesamt</i>
Mitterhuber Katharina	1987	8,000	7,450	8,000	6,100	9,000	7,400	9,000	8,300	29,250
Mitterhuber Andreas	1990	8,000	6,850	7,000	6,450	7,000	6,700	7,000	6,500	26,500
Länglacher Thomas	1989	8,000	7,400	7,000	6,150	7,000	6,600	7,000	5,700	25,850
See Michaela	1991	8,000	6,250	8,000	7,100	8,000	6,000	8,000	6,500	25,850
			21,700		19,700		20,700		21,3	83,400

Sportunion Altbrigittenau 3

2. Rang









<i>Name</i>	<i>JG</i>	AW	EW	AW	EW	AW	EW	AW	EW	<i>Gesamt</i>
Külcü Ali	1993	7,000	5,850	4,000	3,350	6,000	5,100	7,000	5,800	20,100
Jarosch Lucas	1991	7,000	5,550	4,000	3,150	6,000	5,750	6,000	5,600	20,050
Brandstätter Sandra	1992	5,000	4,550	5,000	4,200	5,000	3,550	5,000	4,400	16,700
Ladinig Nicole	1990	5,000	4,550	5,000	3,800	5,000	3,800	5,000	4,250	16,400
			15,950		11,350		14,650		15,8	57,750







UNION- Bundesturnmeisterschaften 2004

GYM 4 ALL- Einzelwertung







Altersstufe über 18 - w

Rang	Name / Verein		 	 		Gesamt
1.	Kucher Verena Sportunion Donaufeld	8,000 7,650	7,000 6,600	9,000 8,100	9,000 8,300	30,650
2.	Arnberger Beate U.St.Andräe/Wördern	9,000 8,150	8,000 7,300	9,500 6,750	9,000 8,250	30,450







Altersstufe über 18 - m

Rang	Name / Verein		 	 		Gesamt
1.	Spitz Ronny Sportunion Altbruggenau	8,000 6,400	0,000 0,000	7,000 6,800	6,000 5,600	18,800

Altersstufe 15 - 18 - w

Rang	Name / Verein		 	 		Gesamt
1.	Güttl Christina Sportunion Traiskirchen	9,000 8,550	8,000 7,250	9,000 8,500	9,000 8,500	32,800
2.	HAMPL Carina U.St.Andräe/Wördern	9,000 8,400	9,000 8,200	9,100 7,450	9,000 8,350	32,400
3.	Faulend Simone UNION Mariahilf	9,000 8,350	8,000 7,550	9,000 7,650	9,000 8,350	31,900
4.	Nass Cornelia UNION Mariahilf	9,000 7,850	8,000 7,250	9,000 8,550	8,000 7,650	31,300
5.	Vodenik Anna Sportunion Traiskirchen	8,000 7,000	7,000 6,200	9,300 8,450	9,300 8,600	30,250
6.	Mitterhuber Katharina UNION Eberstallzell	8,000 7,450	8,000 6,100	9,000 7,400	9,000 8,300	29,250
7.	Meisnar Martina Sportunion Donaufeld	8,000 7,300	7,000 6,250	9,000 7,000	9,000 8,300	28,850
7.	Schmid Pascale Sportunion Traiskirchen	9,000 8,550	8,000 5,300	8,800 7,000	9,000 8,000	28,850
9.	Schweighofer Karin U.St.Andräe/Wördern	8,000 7,300	7,000 6,150	8,000 6,250	9,000 7,600	27,300
10.	Leick Therese Sportunion Traiskirchen	8,000 6,600	8,000 6,300	9,000 6,750	9,000 7,100	26,750
11.	Hauser Jenny UNION Mariahilf	7,000 5,100	7,000 6,550	8,000 6,100	7,000 6,050	23,800
12.	Kremser Cornelia Sportunion Traiskirchen	8,000 5,900	8,000 4,950	8,000 5,400	7,000 5,000	21,250





Altersstufe 15 - 18 - m

Rang	Name / Verein		 	 		Gesamt
1.	Kühberger Simon Sportunion Altbruggenau	8,000 7,650	7,000 6,650	7,000 6,750	8,000 7,200	28,250
2.	Külcü Roman Sportunion Altbruggenau	8,000 7,850	7,000 5,300	7,000 6,850	8,000 7,450	27,450
3.	Länglacher Thomas UNION Eberstallzell	8,000 7,400	7,000 6,150	7,000 6,600	7,000 5,700	25,850





UNION- Bundesturnmeisterschaften 2004

GYM 4 ALL- Einzelwertung

Altersstufe bis 14 - w

Rang	Name / Verein					Gesamt
1.	Staefan Sarah <i>Union Leonding</i>	8,000 7,850	8,800 8,600	9,400 7,700	9,000 8,850	33,000
2.	Schild Isabella <i>Union Leonding</i>	8,000 7,700	8,000 7,650	9,000 8,400	9,000 8,650	32,400
3.	Rohrhuber Julia <i>Union Leonding</i>	8,000 7,700	8,000 7,400	9,000 8,600	9,000 8,600	32,300
4.	Jeziorko Alexandra <i>Sportunion Donauefeld</i>	8,000 7,700	7,000 6,150	9,000 7,850	9,000 8,350	30,050
5.	Ertl Stefanie <i>Sportunion Traiskirchen</i>	8,000 7,600	8,000 6,050	9,000 7,250	9,000 8,150	29,050
6.	Masshoffer Melanie <i>UWW</i>	8,000 7,300	7,000 6,700	8,400 6,400	9,000 8,300	28,700
7.	Friedl Dominique <i>Sportunion Traiskirchen</i>	8,000 7,250	8,000 7,400	9,200 6,650	9,000 7,000	28,300
8.	Fürreder Claudia <i>Union Leonding</i>	8,000 7,350	6,000 5,750	9,000 8,450	7,000 6,450	28,000
9.	Kremser Nicole <i>Sportunion Traiskirchen</i>	8,000 6,400	8,000 6,950	8,400 6,350	9,000 7,800	27,500
10.	Thenmaier Katja <i>UWW</i>	8,000 7,250	7,000 6,600	9,000 6,250	9,000 6,900	27,000
11.	Hoheneder Birgit <i>Union Leonding</i>	7,000 6,050	6,000 5,700	9,000 8,450	7,000 6,500	26,700
12.	Oberbauer Martina <i>UWW</i>	8,000 6,900	6,000 5,500	9,000 7,200	9,000 7,000	26,600
13.	See Michaela <i>UNION Eberstalzell</i>	8,000 6,250	8,000 7,100	8,000 6,000	8,000 6,500	25,850
14.	Weinmeister Mona <i>Sportunion Traiskirchen</i>	8,000 6,950	8,000 6,850	9,200 6,800	7,000 5,000	25,600
15.	Poiger Judith <i>UNION Mariahilf</i>	8,000 6,450	7,000 6,450	7,000 5,950	7,000 5,750	24,600
16.	Friedl Carina <i>Sportunion Traiskirchen</i>	8,000 5,900	7,000 6,400	9,200 7,050	7,000 5,200	24,550
17.	Kastenhuber Doris <i>Union Leonding</i>	7,000 5,000	5,000 4,650	9,000 7,350	6,000 5,800	22,800
18.	Thenmayer Marion <i>UWW</i>	7,000 5,450	7,000 6,000	4,000 3,150	7,000 5,700	20,300
19.	Gabriel Carina <i>Union Leonding</i>	5,000 3,900	4,000 3,350	7,000 6,100	5,000 4,650	18,000
20.	Brandstätter Sandra <i>Sportunion Altbrigittenau</i>	5,000 4,550	5,000 4,200	5,000 3,550	5,000 4,400	16,700
21.	Ladinig Nicole <i>Sportunion Altbrigittenau</i>	5,000 4,550	5,000 3,800	5,000 3,800	5,000 4,250	16,400

Altersstufe bis 14 - m

Rang	Name / Verein					Gesamt
1.	Ackel Georg <i>Sportunion Altbrigittenau</i>	8,000 7,550	7,000 6,400	7,000 6,600	8,000 6,950	27,500
2.	Gärtner Maik <i>Sportunion Altbrigittenau</i>	8,000 7,550	7,000 6,200	7,000 6,650	8,000 7,050	27,450
3.	Mitterhuber Andreas <i>UNION Eberstalzell</i>	8,000 6,850	7,000 6,450	7,000 6,700	7,000 6,500	26,500

UNION- Bundesturnmeisterschaften 2004

GYM 4 ALL- Einzelwertung

4.	Sykora Thomas	7,000	6,000	7,000	8,000	25,000
	<i>Sportunion Altbrigittenau</i>	6,350	5,050	6,600	7,000	
5.	Offner Daniel	7,000	7,000	7,000	6,000	23,050
	<i>Sportunion Altbrigittenau</i>	5,950	5,850	6,400	4,850	
6.	Pospischil Kevin	7,000	6,000	7,000	6,000	22,550
	<i>Sportunion Altbrigittenau</i>	5,750	5,400	6,700	4,700	
7.	Külcü Ali	7,000	4,000	6,000	7,000	20,100
	<i>Sportunion Altbrigittenau</i>	5,850	3,350	5,100	5,800	
8.	Jarosch Lucas	7,000	4,000	6,000	6,000	20,050
	<i>Sportunion Altbrigittenau</i>	5,550	3,150	5,750	5,600	
9.	Fertl Dominik	6,000	4,000	5,000	6,000	18,700
	<i>Sportunion Währing</i>	4,900	3,850	4,650	5,300	
10.	Leitner Josef	6,000	4,000	5,000	7,000	18,600
	<i>Sportunion Währing</i>	4,550	3,750	4,500	5,800	
11.	Fertl Gottfried	6,000	4,000	5,000	6,000	17,150
	<i>Sportunion Währing</i>	4,400	3,600	4,250	4,900	
12.	Neuber Clemens	6,000	4,000	5,000	6,000	16,950
	<i>Sportunion Währing</i>	4,650	3,450	4,200	4,650	
13.	Huber Martin	4,000	4,000	3,000	5,000	13,900
	<i>TGUS, Turn-Union-Salzburg</i>	3,400	3,250	2,700	4,550	
14.	Rehrl Stefan	4,000	4,000	3,000	5,000	12,900
	<i>TGUS, Turn-Union-Salzburg</i>	2,550	3,200	2,750	4,400	
15.	Huber Thomas	4,000	4,000	3,000	5,000	12,200
	<i>TGUS, Turn-Union-Salzburg</i>	3,400	2,950	2,600	3,250	
16.	Jungreithmayer Philipp	4,000	3,000	2,000	3,000	9,200
	<i>TGUS, Turn-Union-Salzburg</i>	2,900	2,500	1,800	2,000	
17.	Hehenwarter Stefan	4,000	3,000	2,000	4,000	7,300
	<i>TGUS, Turn-Union-Salzburg</i>	2,650	0,950	1,450	2,250	