











Seniors - Team Ranking Open Competition






1 Brasil - Seniors Brasil

Nr	Participant					Avg							Total
		D/P	Score	D/P	Score		D/P	Score	D/P	Score	D/P	Score	
210	ANDRADE Rebeca	5.8	13.80	-	0.000	13.800	6.1	14.60	6.0	12.10	6.1	14.85	
		0.1		-			-		-		-		
211	COSTA Leticia	5.8	14.75	-	0.000	14.750	5.5	12.50	5.6	12.35	5.7	13.90	
		-		-			-		0.1		-		
212	HYPOLITO Daniele	5.3	14.10	-	0.000	14.100	5.0	12.95	6.0	14.00	5.5	13.90	
		-		-			0.3		-		-		
213	SARAIVA Flavia	5.0	13.85	-	0.000	13.850	5.3	13.35	6.2	14.15	5.8	14.45	
		-		-			-		0.1		-		
214	SINMON Julie	5.0	13.60	-	0.000	13.600	5.4	13.75	5.7	12.60			
		-		-			-		0.1				
						56.500	54.650	53.100	57.100	221.350			

2 Germany - Seniors Germany





Nr	Participant					Avg							Total
		D/P	Score	D/P	Score		D/P	Score	D/P	Score	D/P	Score	
252	GRIESSER Leah	4.4	13.40	-	0.000	13.400	5.5	12.50	4.9	13.05	5.5	13.75	
		-		-			-		-		-		
253	SCHÄFER Pauline	5.4	14.20	-	0.000	14.200	4.9	13.30	6.0	13.50	5.6	13.90	
		-		-			-		-		-		
254	SCHEDER Sophie	5.0	13.85	-	0.000	13.850	6.2	13.55	5.6	14.05	5.3	12.75	
		-		-			-		-		-		
255	SEITZ Elisabeth	5.0	13.80	-	0.000	13.800	5.9	12.85	5.7	14.00	5.3	13.30	
		-		-			-		-		-		
256	TIMM Michelle	5.0	13.85	-	0.000	13.850	5.4	12.80	4.9	12.20	4.8	12.00	
		-		-			-		-		0.6		
						55.700	52.500	54.600	53.700	216.500			

3 France - Seniors France





Nr	Participant					Avg							Total
		D/P	Score	D/P	Score		D/P	Score	D/P	Score	D/P	Score	
220	BREVET Marine	5.0	13.55	-	0.000	13.550	5.4	13.40	5.7	14.10	5.3	14.00	
		-		-			-		-		-		
221	CHARPY Grace	5.0	13.80	-	0.000	13.800					5.1	12.20	
		-		-							0.2		
222	PERDREAU Lucie	5.0	13.75	-	0.000	13.750	5.3	13.05	5.3	12.60			
		-		-			-		0.1				

223	KUHM Anne				5.0 13.05	5.5 13.00	5.2 13.15		
					-	-	0.1		
224	PIKUL Valentine	5.2 14.00	- 0.000	14.000	5.7 13.30	5.3 13.25	5.2 13.50		
		-	-		-	-	-		
225	VANHILLE Louise	5.0 12.70	- 0.000	12.700	5.8 13.60	5.8 12.60	5.3 13.60		
		0.3	-		-	-	0.1		
					55.100	53.350	52.950	54.250	215.650






4 Belgium Seniors Belgium

Nr	Participant			Avg							Total
		D/P	Score		D/P	Score	D/P	Score	D/P	Score	
207	HOCQUET Hélia						4.9 11.40	4.8 12.45			
							-	0.1			
247	HERMANS Rune	5.0 13.80	- 0.000	13.800	5.8 13.80	5.6 13.35	5.4 13.70				
		-	-		-	-	-				
248	MOTTEN Dorien	5.2 13.75	- 0.000	13.750	5.0 11.95						
		-	-		-						
249	MYS Gaelle	5.0 13.55	- 0.000	13.550	5.3 10.40	5.7 13.55	5.6 13.65				
		-	-		-	-	-				
250	VANDENHOLE Cindy	5.0 12.15	- 0.000	12.150	5.3 13.45	5.3 12.70	5.2 13.35				
		-	-		-	-	-				
251	VERSCHUEREN Lisa	5.0 13.70	- 0.000	13.700	5.5 13.65	5.6 13.45	5.5 13.70				
		-	-		-	-	-				
					54.800	52.850	53.050	54.400	215.100		






5 GBR - Seniors United Kingdom

Nr	Participant			Avg							Total
		D/P	Score		D/P	Score	D/P	Score	D/P	Score	
241	FELLOWS Charlie	5.0 13.80	- 0.000	13.800	5.6 13.35	5.1 12.45	5.3 13.30				
		-	-		-	-	-				
242	HOCKENHULL Georgina	5.0 13.50	- 0.000	13.500	5.4 13.60	5.6 12.55	5.3 13.15				
		-	-		-	-	-				
243	RAER Theaker	5.0 14.05	- 0.000	14.050	5.2 13.10	4.4 11.30	5.0 12.20				
		-	-		-	-	0.3				
244	ROMAEO Angel	4.4 13.00	- 0.000	13.000	5.1 13.25	5.3 13.35	5.0 13.30				
		-	-		-	-	-				
245	SIMM Kelly	0.0 0.000	- 0.000	0.000	6.0 14.20	5.5 13.10	5.8 14.10				
		-	-		-	-	-				
					54.350	54.400	51.450	53.850	214.050		






6 Netherlands - Seniors
Netherlands

Nr	Participant					Avg							Total
		D/P	Score	D/P	Score		D/P	Score	D/P	Score	D/P	Score	
200	RUIKES Maartje	5.3	13.75	-	0.000	13.750	5.0	13.15	5.5	12.50	5.6	12.75	
		-		-			-		-		-		
201	TOP Lisa	5.3	14.15	-	0.000	14.150	5.1	13.60	5.1	12.20	5.8	14.10	
		-		-			-		-		0.1		
202	VAN GERNER Céline												
203	VAN POL Vera	4.9	13.50	-	0.000	13.500	5.6	12.50	5.2	12.70	5.3	12.55	
		-		-			-		-		-		
204	WEVERS Lieke	4.4	13.10	-	0.000	13.100	5.8	13.00	5.7	14.20	5.4	14.05	
		-		-			-		-		-		
						54.500	52.250	51.600	53.450	211.800			

7 Spain - Seniors
Spain






Nr	Participant					Avg							Total
		D/P	Score	D/P	Score		D/P	Score	D/P	Score	D/P	Score	
236	COLOM Claudia	5.0	13.45	-	0.000	13.450	5.1	12.25	5.3	13.30	5.1	13.10	
		-		-			-		-		0.1		
237	FERNANDEZ Nora	5.0	14.10	-	0.000	14.100	4.4	9.900	5.3	10.85	5.0	11.90	
		-		-			-		-		-		
238	PEREZ Ana	5.0	13.90	-	0.000	13.900	5.7	13.50	5.4	13.30	5.5	13.40	
		-		-			-		-		-		
239	RAYA Paula	5.0	13.35	-	0.000	13.350	5.3	13.35	5.0	10.85	4.8	12.50	
		-		-			-		-		-		
240	ROS Natalia	5.0	13.65	-	0.000	13.650	5.6	12.90	5.2	13.25	5.1	13.15	
		-		-			-		-		-		
						55.100	52.000	50.700	52.150	209.950			

8 Ireland - Seniors
Ireland






Nr	Participant					Avg							Total
		D/P	Score	D/P	Score		D/P	Score	D/P	Score	D/P	Score	
231	COYLE Taylor	4.2	12.75	-	0.000	12.750	1.3	9.700	3.7	11.10	3.9	10.75	
		-		-			-		-		-		
232	DONNELLY Tara	4.4	13.10	-	0.000	13.100	2.8	10.40	4.7	11.50	4.8	12.95	
		-		-			-		-		0.1		
233	MAWHINNEY Nicole	4.2	12.70	-	0.000	12.700	3.6	11.20	4.8	11.80	4.5	12.20	
		-		-			-		-		-		
234	MOLONEY Denise	4.2	12.40	-	0.000	12.400	2.4	9.300	3.9	10.85	4.2	11.50	
		-		-			-		-		0.4		
235	O'REILLY Ellis	4.4	13.35	-	0.000	13.350	4.4	12.25	4.8	11.40	4.9	12.70	
		-		-			-		-		0.4		

51.900 43.550 45.800 49.350 190.600

9 Austria - Seniors
Austria

Nr	Participant					Avg							Total
		D/P	Score	D/P	Score		D/P	Score	D/P	Score	D/P	Score	
215	JOCHUM Olivia						3.5	7.700					
216	MADER Jasmin	5.0	13.65	-	0.000	13.650	5.1	12.95	5.1	11.70	4.9	11.70	
217	MÄNNERSDORFER Marlies	4.2	12.65	-	0.000	12.650	3.7	9.100	5.1	10.75	4.4	11.40	
218	METZLER Erja	4.4	11.60	-	0.000	11.600	3.3	10.70	5.0	10.25	4.5	12.25	
219	STABINGER Jessica	4.4	12.75	-	0.000	12.750	3.6	9.500	4.9	11.95	4.8	12.05	
						50.650	42.250	44.650	47.400	184.950			

10 Norway - Seniors
Norway

Nr	Participant					Avg							Total
		D/P	Score	D/P	Score		D/P	Score	D/P	Score	D/P	Score	
226	BERG Solveig	4.2	12.80	-	0.000	12.800	2.4	10.10	5.2	11.95	3.9	10.35	
227	BRAATEN Sofie	5.0	12.00	-	0.000	12.000	3.7	9.450	4.8	11.35	4.5	12.35	
228	HAERUM Mia	4.2	12.35	-	0.000	12.350	0.9	4.550	4.1	10.15	4.4	10.05	
229	SCHILLING Katarina	4.2	12.20	-	0.000	12.200	3.1	8.950	3.6	10.65	3.1	9.750	
230	SKREGELID Martine						3.9	11.55	4.9	12.15			
						49.350	40.050	46.100	42.500	178.000			

Seniors - All-around Results






Rank	Nr	Participant							Total
			D/P Score	D/P Score	Avg	D/P Score	D/P Score	D/P Score	
1	213	SARAIVA Flavia Brasil	5.0 13.850 -	- 0.000 -	13.850	5.3 13.350 - (10.0)	6.2 14.150 0.1 (10.0)	5.8 14.450 - (10.0)	55.800
2	210	ANDRADE Rebeca Brasil	5.8 13.800 0.1	- 0.000 -	13.800	6.1 14.600 - (10.0)	6.0 12.100 - (10.0)	6.1 14.850 - (10.0)	55.350
3	220	BREVET Marine France	5.0 13.550 -	- 0.000 -	13.550	5.4 13.400 - (10.0)	5.7 14.100 - (10.0)	5.3 14.000 - (10.0)	55.050
4	212	HYPOLITO Daniele Brasil	5.3 14.100 -	- 0.000 -	14.100	5.0 12.950 0.3 (10.0)	6.0 14.000 - (10.0)	5.5 13.900 - (10.0)	54.950
5	253	SCHÄFER Pauline Germany	5.4 14.200 -	- 0.000 -	14.200	4.9 13.300 - (10.0)	6.0 13.500 - (10.0)	5.6 13.900 - (10.0)	54.900
6	247	HERMANS Rune Belgium	5.0 13.800 -	- 0.000 -	13.800	5.8 13.800 - (10.0)	5.6 13.350 - (10.0)	5.4 13.700 - (10.0)	54.650
7	251	VERSCHUEREN Lisa Belgium	5.0 13.700 -	- 0.000 -	13.700	5.5 13.650 - (10.0)	5.6 13.450 - (10.0)	5.5 13.700 - (10.0)	54.500
8	204	WEVERS Lieke Nethlerlands	4.4 13.100 -	- 0.000 -	13.100	5.8 13.000 - (10.0)	5.7 14.200 - (10.0)	5.4 14.050 - (10.0)	54.350
9	254	SCHEDER Sophie Germany	5.0 13.850 -	- 0.000 -	13.850	6.2 13.550 - (10.0)	5.6 14.050 - (10.0)	5.3 12.750 - (10.0)	54.200
10	238	PEREZ Ana Spain	5.0 13.900 -	- 0.000 -	13.900	5.7 13.500 - (10.0)	5.4 13.300 - (10.0)	5.5 13.400 - (10.0)	54.100
11	201	TOP Lisa Nethlerlands	5.3 14.150 -	- 0.000 -	14.150	5.1 13.600 - (10.0)	5.1 12.200 - (10.0)	5.8 14.100 0.1 (10.0)	54.050
11	224	PIKUL Valentine France	5.2 14.000 -	- 0.000 -	14.000	5.7 13.300 - (10.0)	5.3 13.250 - (10.0)	5.2 13.500 - (10.0)	54.050
13	255	SEITZ Elisabeth Germany	5.0 13.800 -	- 0.000 -	13.800	5.9 12.850 - (10.0)	5.7 14.000 - (10.0)	5.3 13.300 - (10.0)	53.950
14	211	COSTA Leticia Brasil	5.8 14.750 -	- 0.000 -	14.750	5.5 12.500 - (10.0)	5.6 12.350 0.1 (10.0)	5.7 13.900 - (10.0)	53.500
15	240	ROS Natalia Spain	5.0 13.650 -	- 0.000 -	13.650	5.6 12.900 - (10.0)	5.2 13.250 - (10.0)	5.1 13.150 - (10.0)	52.950
16	241	FELLOWS Charlie United Kingdom	5.0 13.800 -	- 0.000 -	13.800	5.6 13.350 - (10.0)	5.1 12.450 - (10.0)	5.3 13.300 - (10.0)	52.900
16	244	ROMAEO Angel United Kingdom	4.4 13.000 -	- 0.000 -	13.000	5.1 13.250 - (10.0)	5.3 13.350 - (10.0)	5.0 13.300 - (10.0)	52.900
18	242	HOCKENHULL Georgina United Kingdom	5.0 13.500 -	- 0.000 -	13.500	5.4 13.600 - (10.0)	5.6 12.550 - (10.0)	5.3 13.150 - (10.0)	52.800
19	252	GRIESSER Leah Germany	4.4 13.400 -	- 0.000 -	13.400	5.5 12.500 - (10.0)	4.9 13.050 - (10.0)	5.5 13.750 - (10.0)	52.700
20	225	VANHILLE Louise France	5.0 12.700 0.3	- 0.000 -	12.700	5.8 13.600 - (10.0)	5.8 12.600 - (10.0)	5.3 13.600 0.1 (10.0)	52.500
21	200	RUIKES Maartje Nethlerlands	5.3 13.750 -	- 0.000 -	13.750	5.0 13.150 - (10.0)	5.5 12.500 - (10.0)	5.6 12.750 - (10.0)	52.150
22	236	COLOM Claudia Spain	5.0 13.450 -	- 0.000 -	13.450	5.1 12.250 - (10.0)	5.3 13.300 - (10.0)	5.1 13.100 0.1 (10.0)	52.100

23	250	VANDENHOLE Cindy Belgium	5.0 12.150 -	- 0.000 -	12.150	5.3 13.450 - (10.0)	5.3 12.700 - (10.0)	5.2 13.350 - (10.0)	51.650
24	203	VAN POL Vera Netherlands	4.9 13.500 -	- 0.000 -	13.500	5.6 12.500 - (10.0)	5.2 12.700 - (10.0)	5.3 12.550 - (10.0)	51.250
25	249	MYS Gaelle Belgium	5.0 13.550 -	- 0.000 -	13.550	5.3 10.400 - (10.0)	5.7 13.550 - (10.0)	5.6 13.650 - (10.0)	51.150
26	256	TIMM Michelle Germany	5.0 13.850 -	- 0.000 -	13.850	5.4 12.800 - (10.0)	4.9 12.200 - (10.0)	4.8 12.000 0.6 (10.0)	50.850
27	243	RAER Theaker United Kingdom	5.0 14.050 -	- 0.000 -	14.050	5.2 13.100 - (10.0)	4.4 11.300 - (10.0)	5.0 12.200 0.3 (10.0)	50.650
28	239	RAYA Paula Spain	5.0 13.350 -	- 0.000 -	13.350	5.3 13.350 - (10.0)	5.0 10.850 - (10.0)	4.8 12.500 - (10.0)	50.050
29	216	MADER Jasmin Austria	5.0 13.650 -	- 0.000 -	13.650	5.1 12.950 - (10.0)	5.1 11.700 - (10.0)	4.9 11.700 - (10.0)	50.000
30	208	MCGREGOR Courtney New Zealand	5.3 13.650 -	- 0.000 -	13.650	5.0 11.050 - (10.0)	5.6 12.850 - (10.0)	5.4 12.250 0.3 (10.0)	49.800
30	209	SULLIVAN Charlotte New Zealand	4.7 13.300 -	- 0.000 -	13.300	4.8 12.000 - (10.0)	5.5 12.750 - (10.0)	5.3 11.750 0.3 (10.0)	49.800
32	235	O'REILLY Ellis Ireland	4.4 13.350 -	- 0.000 -	13.350	4.4 12.250 - (10.0)	4.8 11.400 - (10.0)	4.9 12.700 0.4 (10.0)	49.700
33	232	DONNELLY Tara Ireland	4.4 13.100 -	- 0.000 -	13.100	2.8 10.400 - (10.0)	4.7 11.500 - (10.0)	4.8 12.950 0.1 (10.0)	47.950
34	233	MAWHINNEY Nicole Ireland	4.2 12.700 -	- 0.000 -	12.700	3.6 11.200 - (10.0)	4.8 11.800 - (10.0)	4.5 12.200 - (10.0)	47.900
35	237	FERNANDEZ Nora Spain	5.0 14.100 -	- 0.000 -	14.100	4.4 9.900 - (10.0)	5.3 10.850 - (10.0)	5.0 11.900 - (10.0)	46.750
36	206	SMIRNOVA Mariia Azerbaijan	4.8 13.050 -	- 0.000 -	13.050	4.3 9.600 - (10.0)	4.6 11.150 - (10.0)	5.0 12.500 0.1 (10.0)	46.300
37	219	STABINGER Jessica Austria	4.4 12.750 -	- 0.000 -	12.750	3.6 9.500 - (10.0)	4.9 11.950 - (10.0)	4.8 12.050 0.3 (10.0)	46.250
38	226	BERG Solveig Norway	4.2 12.800 -	- 0.000 -	12.800	2.4 10.100 - (10.0)	5.2 11.950 - (10.0)	3.9 10.350 0.5 (10.0)	45.200
39	227	BRAATEN Sofie Norway	5.0 12.000 0.1	- 0.000 -	12.000	3.7 9.450 - (10.0)	4.8 11.350 0.1 (10.0)	4.5 12.350 - (10.0)	45.150
40	218	METZLER Erja Austria	4.4 11.600 0.1	- 0.000 -	11.600	3.3 10.700 - (10.0)	5.0 10.250 0.1 (10.0)	4.5 12.250 - (10.0)	44.800
41	231	COYLE Taylor Ireland	4.2 12.750 -	- 0.000 -	12.750	1.3 9.700 - (10.0)	3.7 11.100 - (10.0)	3.9 10.750 - (10.0)	44.300
42	234	MOLONEY Denise Ireland	4.2 12.400 -	- 0.000 -	12.400	2.4 9.300 - (10.0)	3.9 10.850 - (10.0)	4.2 11.500 0.4 (10.0)	44.050
43	217	MÄNNERSDORFER Marlies Austria	4.2 12.650 -	- 0.000 -	12.650	3.7 9.100 - (10.0)	5.1 10.750 - (10.0)	4.4 11.400 - (10.0)	43.900
44	229	SCHILLING Katarina Norway	4.2 12.200 0.1	- 0.000 -	12.200	3.1 8.950 - (10.0)	3.6 10.650 - (10.0)	3.1 9.750 0.4 (10.0)	41.550
45	245	SIMM Kelly United Kingdom	0.0 0.000 -	- 0.000 -	0.000	6.0 14.200 - (10.0)	5.5 13.100 - (10.0)	5.8 14.100 - (10.0)	41.400
46	214	SINMON Julie Brasil	5.0 13.600 -	- 0.000 -	13.600	5.4 13.750 - (10.0)	5.7 12.600 0.1 (10.0)		39.950






47	222	PERDREAU Lucie France	5.0 13.750	- 0.000	13.750	5.3 13.050	5.3 12.600		39.400
			-	-		- (10.0)	0.1 (10.0)	0	
48	223	KUHM Anne France				5.0 13.050	5.5 13.000	5.2 13.150	39.200
						- (10.0)	- (10.0)	0.1 (10.0)	
49	228	HAERUM Mia Norway	4.2 12.350	- 0.000	12.350	0.9 4.550	4.1 10.150	4.4 10.050	37.100
			-	-		0.0 (6.0)	- (10.0)	0.3 (10.0)	
50	221	CHARPY Grace France	5.0 13.800	- 0.000	13.800			5.1 12.200	26.000
			-	-		0	0	0.2 (10.0)	
51	248	MOTTEN Dorien Belgium	5.2 13.750	- 0.000	13.750	5.0 11.950			25.700
			-	-		- (10.0)	0	0	
52	207	HOCQUET Hélia Belgium					4.9 11.400	4.8 12.450	23.850
						0	- (10.0)	0.1 (10.0)	
53	230	SKREGELID Martine Norway				3.9 11.550	4.9 12.150		23.700
						- (10.0)	- (10.0)	0	
54	205	ABDULLAYEVA Anzhella Azerbaijan					3.5 9.100	3.0 10.600	19.700
						0	- (10.0)	- (10.0)	
55	215	JOCHUM Olivia Austria				3.5 7.700			7.700
						- (10.0)	0	0	
56	202	VAN GERNER Céline Netherlands							0.000
						0	0	0	
56	246	CROKET Julie Belgium							0.000
						0	0	0	

Juniors - Team Ranking Open Competition






1 Germany - Juniors Germany

Nr	Participant					Avg							Total
		D/P	Score	D/P	Score		D/P	Score	D/P	Score	D/P	Score	
120	ALT Tabea	5.0	14.15	-	0.000	14.150	6.3	14.60	5.4	12.30	5.6	13.70	
		-		-			-		-		0.1		
121	ENDERLE Maike	5.0	13.95	-	0.000	13.950	6.1	13.40	5.9	13.35	5.4	13.65	
		-		-			-		-		0.1		
122	FOELLINGER Amélie	4.7	12.00	-	0.000	12.000					5.7	13.25	
		-		-							0.4		
123	HARDER Florine	5.8	14.55	-	0.000	14.550	5.8	13.65	5.7	12.50	5.4	13.10	
		-		-			-		-		0.3		
124	KRÖLL Carina						5.0	11.05	5.2	13.10			
							-		-				
125	PHILIPP Lina	5.0	12.20	-	0.000	12.200	5.3	13.35	5.4	12.15	4.9	11.35	
		0.1		-			-		-		0.1		
						54.850	55.000	51.250	53.700	214.800			






2 France - Juniors France

Nr	Participant					Avg							Total
		D/P	Score	D/P	Score		D/P	Score	D/P	Score	D/P	Score	
109	BOSSU Juliette	5.0	13.95	-	0.000	13.950	5.2	13.55	5.0	12.15	5.3	12.95	
		-		-			-		-		0.3		
110	BOYER Marine	5.0	13.90	-	0.000	13.900	5.0	13.50	4.8	12.70	5.0	13.10	
		-		-			-		-		-		
111	CHARPY Lorette						5.3	13.60	5.4	13.65	5.2	12.70	
							-		-		-		
112	DEVILLARD Coline	5.0	13.65	-	0.000	13.650			5.5	13.15	5.2	12.85	
		-		-					-		0.1		
113	DOS SANTOS Melanie	5.0	14.25	-	0.000	14.250	5.6	14.00	5.5	12.85	5.1	12.85	
		-		-			-		-		0.3		
114	PAUSE Oceane	5.0	13.60	-	0.000	13.600	5.3	12.80					
		-		-			-						
						55.750	54.650	52.350	51.750	214.500			






3 GBR - Juniors
United Kingdom

Nr	Participant					Avg							Total
		D/P	Score	D/P	Score		D/P	Score	D/P	Score	D/P	Score	
115	BEVAN Latalia	4.4	12.90	-	0.000	12.900	4.9	13.05	5.4	12.95	4.9	13.15	
		-	-	-	-	-	-	-	-	-	-	-	
116	FENTON Georgia-mae	4.0	12.45	-	0.000	12.450	5.2	13.25	4.9	12.90	4.9	13.35	
		-	-	-	-	-	-	-	-	-	-	-	
117	KINSELLA Alice	5.0	13.55	-	0.000	13.550	5.2	13.45	5.1	13.00	4.8	12.05	
		-	-	-	-	-	-	-	-	-	0.3	-	
118	METHUEN Maisie	5.0	13.80	-	0.000	13.800	5.2	12.50	5.3	13.20	5.1	13.00	
		-	-	-	-	-	-	-	-	-	0.1	-	
119	STANHOPE Lucy	5.0	13.85	-	0.000	13.850	4.8	13.05	5.4	13.25	5.1	12.55	
		-	-	-	-	-	-	-	0.1	-	0.3	-	
						54.100	52.800		52.400		52.050		211.350

4 Belgium - Juniors
Belgium







Nr	Participant					Avg							Total
		D/P	Score	D/P	Score		D/P	Score	D/P	Score	D/P	Score	
138	LEBLICQ Cloé	4.0	12.55	-	0.000	12.550	4.1	11.15	5.0	11.20	4.5	12.40	
		-	-	-	-	-	-	-	-	-	-	-	
150	BRASSART Maellyse	5.0	14.10	-	0.000	14.100	4.7	11.55	5.7	12.75	5.0	13.25	
		-	-	-	-	-	-	-	-	-	-	-	
152	DERWAEL Nina	5.0	13.95	-	0.000	13.950	6.1	14.50	5.8	13.90	5.3	13.70	
		-	-	-	-	-	-	-	-	-	-	-	
153	KLINCKAERT Axelle						5.1	11.20					
							-	-					
154	MEYERS Julie	5.0	13.85	-	0.000	13.850	5.1	13.20	5.3	13.20	5.0	12.55	
		-	-	-	-	-	-	-	0.1	-	-	-	
155	STERCKX Justine	4.2	11.35	-	0.000	11.350			5.1	11.65	4.6	12.75	
		-	-	-	-	-			-	-	-	-	
						54.450	50.450		51.500		52.250		208.650

5 Italy - Juniors
Italy







Nr	Participant					Avg							Total
		D/P	Score	D/P	Score		D/P	Score	D/P	Score	D/P	Score	
126	BERARDINELLI Sara	4.4	13.20	-	0.000	13.200	5.0	12.45	4.9	12.25	5.2	13.15	
		-	-	-	-	-	-	-	-	-	0.1	-	
127	CEREGHETTI Caterina	5.0	13.70	-	0.000	13.700	4.7	11.65	5.4	13.30	5.0	13.20	
		-	-	-	-	-	-	-	-	-	-	-	
128	LINARI Francesca noemi	5.0	13.45	-	0.000	13.450	5.1	12.25	5.0	12.40	5.2	13.25	
		-	-	-	-	-	0.0	-	-	-	-	-	
129	MAGGIO Martina												

130	REDEMAGNI Michela	4.4	13.30	-	0.000	13.300	5.1	13.05	5.3	13.30			
		-		-			-		-				
131	SIMIONATO Nicole	4.4	13.20	-	0.000	13.200	4.0	11.90	5.0	12.05	5.0	13.50	
		-		-			-		-		-		
						53.650	49.650		51.250		53.100		207.650






6 Spain - Juniors
Spain

Nr	Participant												Total
		D/P	Score	D/P	Score		D/P	Score	D/P	Score	D/P	Score	
140	BECHDEJU Laura	5.0	13.80	-	0.000	13.800	4.8	12.30	5.0	10.05	5.0	12.95	
		-		-			0.0		-		-		
141	BONILLA Helena	5.0	13.80	-	0.000	13.800	5.4	13.45	5.1	12.50	4.5	12.40	
		-		-			-		-		-		
142	NORBERTO Paula	5.0	13.65	-	0.000	13.650	5.0	10.70	4.9	12.05	5.0	10.85	
		-		-			-		-		0.1		
143	PALACIOS Ana	5.0	13.80	-	0.000	13.800	4.9	12.40	5.0	13.00	5.0	12.95	
		0.1		-			-		-		-		
144	SANCHEZ Marta	4.0	12.65	-	0.000	12.650	5.0	11.50	5.2	11.35	4.6	12.55	
		-		-			-		-		-		
						55.050	49.650		48.900		50.850		204.450






7 Netherlands - Juniors
Netherlands

Nr	Participant												Total
		D/P	Score	D/P	Score		D/P	Score	D/P	Score	D/P	Score	
132	MAGHOUB Mandy						4.8	12.75					
							-						
133	PERDOK Sering	4.4	13.20	-	0.000	13.200	4.2	12.40	5.1	12.35	4.8	12.20	
		-		-			-		-		0.4		
134	POLDERMAN Kirsten	4.2	12.65	-	0.000	12.650	4.9	12.90	5.5	11.60	4.9	12.90	
		-		-			-		-		-		
136	VAN EGMOND Marieke	4.0	12.80	-	0.000	12.800	4.9	10.85	5.2	12.05	4.7	12.20	
		-		-			-		-		-		
137	VISSER Naomi	4.2	12.60	-	0.000	12.600	4.6	11.40	5.1	11.20	4.7	12.55	
		-		-			-		-		-		
						51.250	49.450		47.200		49.850		197.750






8 Mixed Team Juniors
Mixed

Nr	Participant					Avg							Total
		D/P	Score	D/P	Score		D/P	Score	D/P	Score	D/P	Score	
135	SPRUIJTENBURG Morgan	4.2	12.80	-	0.000	12.800	4.4	12.45	4.7	11.90	4.9	12.25	
		-		-			-		-		0.3		
147	HAAVISTO Ellen	4.4	13.10	-	0.000	13.100	5.3	11.30	4.9	11.50	4.6	12.55	
		-		-			-		0.1		-		
148	HAAVISTO Emmy	4.4	13.20	-	0.000	13.200	5.2	11.70	5.0	12.35	4.6	12.60	
		-		-			-		-		0.1		
149	HOLMGREN FAGHIHI Linda	4.4	12.40	-	0.000	12.400	4.4	10.45	4.1	9.900	4.7	11.30	
		0.3		-			-		-		0.3		
161	LECHENAULT Oreane	5.0	13.60	-	0.000	13.600	5.5	10.25	5.7	12.00	5.2	12.45	
		0.1		-			-		0.1		0.4		
							52.700	45.900	47.750	49.850	196.200		

9 Normay - Juniors
Norway







Nr	Participant					Avg							Total
		D/P	Score	D/P	Score		D/P	Score	D/P	Score	D/P	Score	
156	BOE Victoria	4.0	11.85	-	0.000	11.850	3.5	11.25	4.3	11.45	4.4	11.50	
		-		-			-		-		0.1		
157	FINSTAD Linn	4.0	12.30	-	0.000	12.300	3.4	9.900	4.8	11.80	4.9	12.50	
		-		-			-		-		0.1		
158	GULBRANDSEN Pernille	4.4	13.30	-	0.000	13.300	3.4	10.90	4.9	11.90	4.7	12.60	
		-		-			-		-		-		
159	MAGNUSSEN Martine	4.2	12.65	-	0.000	12.650	3.2	11.15	4.8	10.80	4.7	11.30	
		-		-			-		-		-		
160	VON HAFENBRADL Ingrid	4.2	12.35	-	0.000	12.350	3.2	10.90	5.1	12.45	4.1	12.10	
		-		-			-		-		-		
							50.600	44.200	47.600	48.700	191.100		

10 Turkey - Juniors
Turkey

Nr	Participant					Avg							Total
		D/P	Score	D/P	Score		D/P	Score	D/P	Score	D/P	Score	
100	ALTUNDEMIR Cagla	4.2	12.70	-	0.000	12.700	2.0	9.050	4.6	11.60	4.7	12.30	
		-		-			0.0		-		-		
101	KETENCI Doga	4.4	12.35	-	0.000	12.350	2.6	9.850	5.2	11.00	3.7	11.00	
		-		-			0.0		-		-		
102	OZBAY Iclal	4.4	10.40	-	0.000	10.400	4.0	9.550	4.9	7.500	5.3	11.75	
		1.1		-			-		0.1		-		
103	TURKMEN Beyza	4.8	13.40	-	0.000	13.400	2.1	8.800	4.9	11.85	4.3	11.65	
		-		-			-		-		0.4		
104	ULVAN Ekin	4.4	12.95	-	0.000	12.950	4.0	10.75	4.6	10.20	4.5	11.90	
		0.1		-			0.0		0.1		0.1		

51.400 39.200 44.650 47.600 182.850

11 Ireland - Juniors
Ireland

Nr	Participant												Total
		D/P	Score	D/P	Score		D/P	Score	D/P	Score	D/P	Score	
105	BELL Casey	4.6	13.25	-	0.000	13.250	4.5	12.30	4.9	11.35	4.0	10.80	
		-	-	-	-		-	-	-	-	0.3		
106	HYNES Sarah	4.2	12.50	-	0.000	12.500	1.2	9.400	3.5	10.35	3.4	11.40	
		-	-	-	-		0.0	-	-	-	-		
107	MARTIN Liling	4.2	12.25	-	0.000	12.250	2.7	10.45	4.1	11.70	4.6	11.70	
		-	-	-	-		-	-	-	-	-		
108	SHIMIZU Emer	4.2	12.65	-	0.000	12.650	1.2	9.400	4.0	10.70	3.5	11.10	
		-	-	-	-		-	-	-	-	-		
						50.650	41.550	44.100	45.000	181.300			